

Job Name: 25-1431 - Georgetown Commons
 Job Location: Georgetown, KY
 Contractor: Winwater Hartford KY Co.

Plant: Beaver Dam

Tech: J. Coppage

4/9/2026 9:59:56 AM

PC: A. Chambers



Structure ID: DET RISER 323

P1 MH072BA84

MH BASE

- P3) 48" - CASTING HEIGHT - 0"
- P2) 72" - MH FLAT TOP w/ 48" Centered Hole - 15"
- P1) 72" - MH BASE - 84"
- 1) CASTING - TRASHRACKS LDR-48 Round Flush Mount Grate
- 1) 72" - Conseal CS-102 1.00"
- 1) 48" - Conseal CS-102 1.00"
- 1) Hole - 54
- 1) Hole - 48
- 7) MH Step ML-10-TDS-NCR - 10"

- Structure Notes:**
1. LDR-48 TRASH RACK PROVIDED BY ICAST.
 2. PER ASTM C478 SPECIFICATIONS.
 3. CONCRETE = 4,000 PSI AT 28 DAYS.
 4. REINFORCING PER ASTM A615 (GRADE 60).
 - TOP SLAB (As .62) #5 BARS AT 6" C.C.E.W..
 - RISER/WALLS (As .18)
 - FLOOR (As .37) #5 BARS AT 10" C.C.E.W.

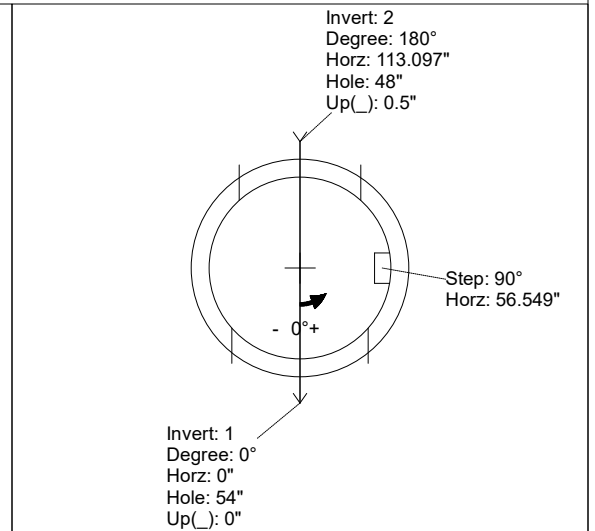
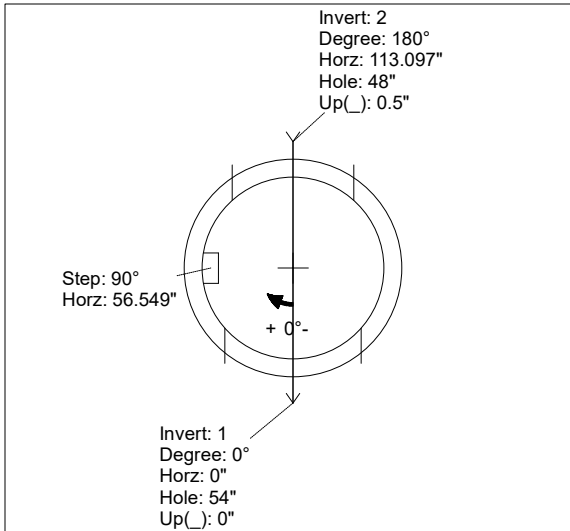
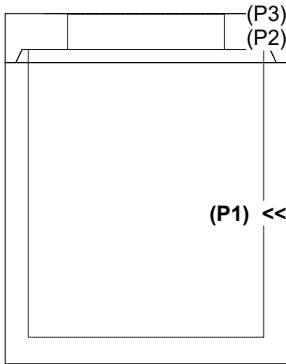
Structure Total: 17546 lb

Rim: 869' Rim to Invert: 8.03' Slack: 1.86" Sump: 4.5" Step Position: 90°

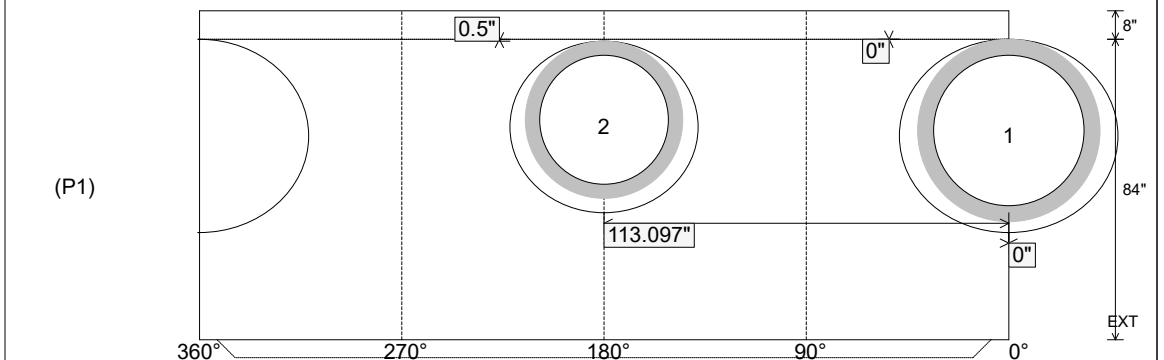
Position	Elev	Angle	Ext. (cw)	Pipe	Pipe OD	Connector	Hole	Horz Size	Up ()	Offset
Invert 1	860.97'	0°	0"	42" RCP B WALL	51"	Hole 54	54"	61.06"	0"	0"
Invert 2	860.97'	180°	135.088"	36" RCP B WALL	44"	Hole 48	48"	52.54"	0.5"	0"
Invert 3										
Invert 4										
Invert 5										
Invert 6										
Invert 7										
Invert 8										

RIGHT-SIDE UP VIEW (int. dimensions)

UPSIDE-DOWN VIEW (int. dimensions)



INSIDE WALL DIMENSIONS



Coating (Int):
 Coating (Ext):

Seam Up: Tongue
 Seam Dn: n/a

Wall Thickness: 7"
 Floor Height: 8"

Height (Int): 84"
 Height (Ext): 92"

Weight (Net): 13512 lb
 Volume (Net): 3.45cu.yd