

Job Name: 25-1431 - Georgetown Commons
 Job Location: Georgetown, KY
 Contractor: Winwater Hartford KY Co.

Plant: Beaver Dam

4/23/2026 11:20:27 AM

Tech: J. Coppage

PC: A. Chambers



Structure ID: DCI 141

P1 MH048BA66

MH BASE

- P4) 24" x 36" - CASTING HEIGHT - 6"
- P3) 48" - MH FLAT TOP w/24"x36" Hole - 12"
- P2) 48" - MH RISER - 12"
- P1) 48" - MH BASE - 66"
- 1) CASTING - HOE 470 SET (F/G/H)
- 2) 48" - SGL 1"x14.5' Butyl (2x)
- 2) Hole - 30"
- 6) MH Step ML-10-TDS-NCR - 10"

- Structure Notes:**
1. JR HOE HOE-470 PROVIDED BY ICAST.
 2. PER ASTM C478 SPECIFICATIONS.
 3. CONCRETE = 4,000 PSI AT 28 DAYS.
 4. REINFORCING PER ASTM A615 (GRADE 60).
 - TOP SLAB (As .62) #5 BARS AT 6" C.C.E.W..
 - RISER/WALLS (As .18)
 - FLOOR (As .37) #5 BARS AT 10" C.C.E.W.

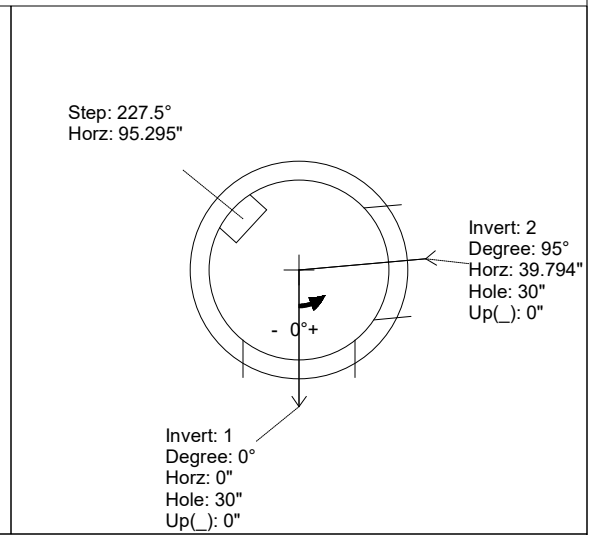
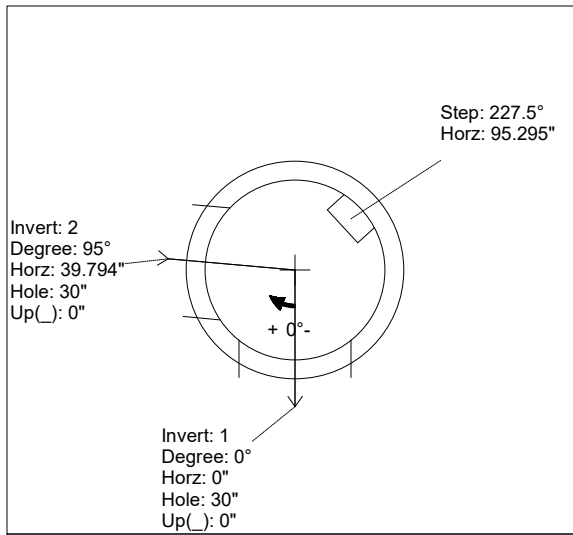
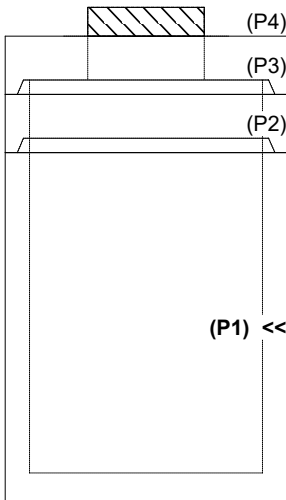
Structure Total: 7841 lb

Rim: 872' Rim to Invert: 8' Slack: 1.9" Sump: 1.9" Step Position: 227.5°

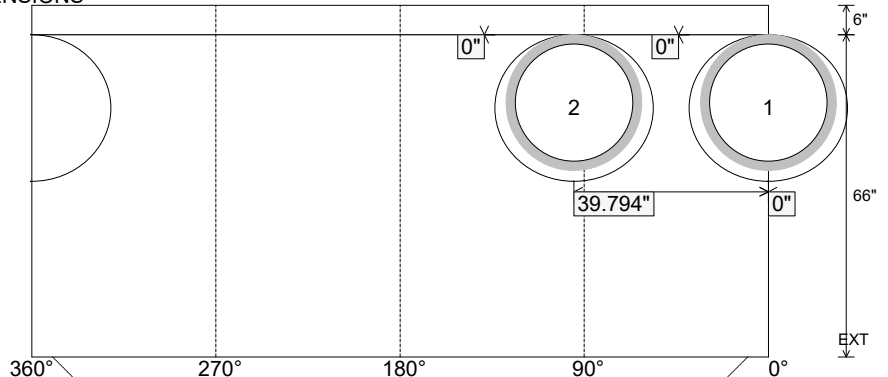
Position	Elev	Angle	Ext. (cw)	Pipe	Pipe OD	Connector	Hole	Horz Size	Up ()	Offset
Invert 1	864'	0°	0"	24" HDPE	27.8"	Hole 30	30"	32.406"	0"	0"
Invert 2	864'	95°	48.084"	24" HDPE	27.8"	Hole 30	30"	32.406"	0"	0"
Invert 3										
Invert 4										
Invert 5										
Invert 6										
Invert 7										
Invert 8										

RIGHT-SIDE UP VIEW (int. dimensions)

UPSIDE-DOWN VIEW (int. dimensions)



INSIDE WALL DIMENSIONS



Coating (Int):
Coating (Ext):

Seam Up: Tongue
Seam Dn: n/a

Wall Thickness: 5"
Floor Height: 6"

Height (Int): 66"
Height (Ext): 72"

Weight (Net): 5309 lb
Volume (Net): 1.36cu.yd