

Job Name: 25-1431 - Georgetown Commons
 Job Location: Georgetown, KY
 Contractor: Winwater Hartford KY Co.

Plant: Beaver Dam

4/23/2026 11:32:04 AM

Tech: J. Coppage

PC: A. Chambers



Structure ID: CBI 202

P3 BX2436-08R-VH

BOX RISER 8inW, Variable Ht

- P5) 24" x 60" - CB INLET KY A 5' TOP RIGHT - 10"
- P4) 24" x 60" - CB INLET KY A 5' BOTTOM RIGHT - 18"
- P3) 24" x 36" - BOX RISER 8inW, Variable Ht - 55"
- P2) 60" x 60" - CB FT REDUCER 24"X36" HOLE - 10"
- P1) 60" x 60" - BOX BASE 8inW, 8inF, Variable Ht - 70"
- 1) SECONDARY POUR - WALLS
- 1) 60" x 60" - Conseal CS-102 1.00"
- 2) 24" x 36" - Conseal CS-102 1.00"
- 2) Hole - 56
- 1) Hole - 20
- 1) Hole - 6

1895 lb
 2670 lb
 5593 lb
 4122 lb
 13141 lb
 0 lb
 0 lb
 0 lb
 0 lb
 0 lb
 0 lb

 Structure Total: 27421 lb

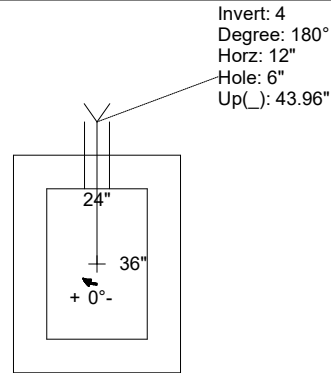
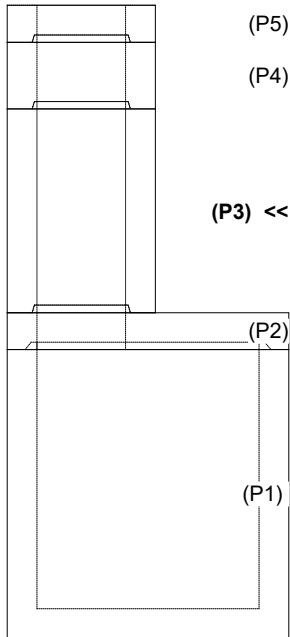
Structure Notes:

1. JR HOE KY-206 PROVIDED BY ICAST.
2. CASTING FRAME TO BE CAST INTO THE TOP PHASE.
3. PER KYTC CBI TYPE A / ASTM C913 SPEC'S.
4. CONCRETE = 4,000 PI AT 28 DAYS.
5. REINFORCING PER ASTM A615 (GRADE 60).
 - TOP PHASE (As .62) #5 BARS AT 6" C.C.E.W.
 - WALLS (As .31) #5 BARS AT 12" C.C.E.W.
 - FLOOR (As .31) #5 BARS AT 12" C.C.E.W.

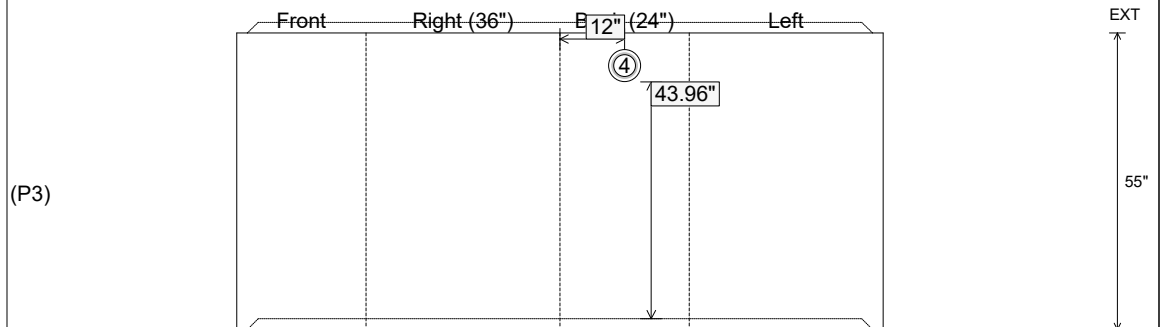
Rim: 877.83' Rim to Invert: 13.33' Slack: 1.16" Sump: 4.2" Step Position:

Position	Elev	Angle	Ext. (cw)	Pipe	Pipe OD	Connector	Hole	Horz Size	Up ()	Offset
Invert 1										
Invert 2										
Invert 3										
Invert 4	874.73'	180°	20"	4" HDPE (perf pipe)	4.8"	Hole 6	6"	6"	43.96"	0"
Invert 5										
Invert 6										
Invert 7										
Invert 8										

RIGHT-SIDE UP VIEW (int. dimensions)



INSIDE WALL DIMENSIONS



Coating (Int): Coating (Ext):	Seam Up: Tongue Seam Dn: Groove	Wall Thickness: 8" Floor Height: 0"	Height (Int): 55" Height (Ext): 55"	Weight (Net): 5593 lb Volume (Net): 1.43cu.yd
----------------------------------	------------------------------------	--	--	--