

Job Name: 25-1431 - Georgetown Commons  
 Job Location: Georgetown, KY  
 Contractor: Winwater Hartford KY Co.

Plant: Beaver Dam

Tech: J. Copping

4/23/2026 11:31:59 AM

PC: A. Chambers



**Structure ID: CBI 131**

**P2 BX2436-08R-VH**

**BOX RISER 8inW, Variable Ht**

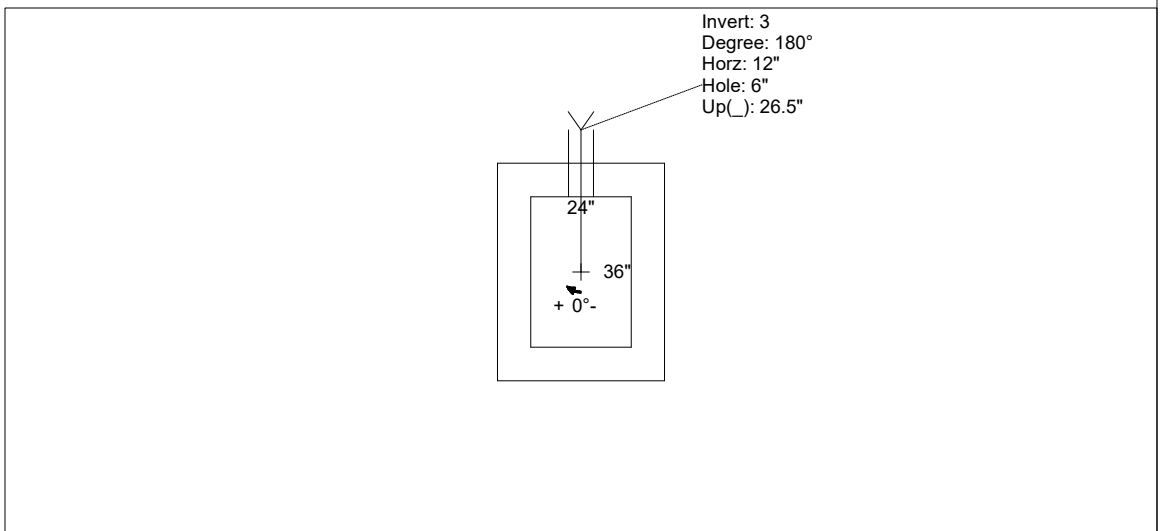
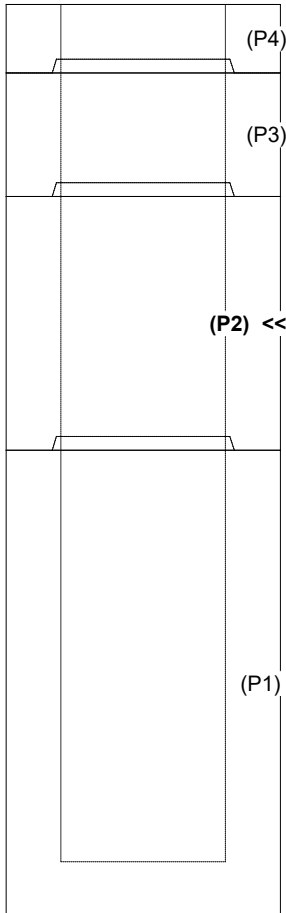
- P4) 24" x 120" - CB INLET KY A 10' TOP LEFT - 10"
- P3) 24" x 120" - CB INLET KY A 10' BOTTOM LEFT - 18"
- P2) 24" x 36" - BOX RISER 8inW, Variable Ht - 37"
- P1) 24" x 36" - BOX BASE 8inW, 8inF - 60"
- 2) 24" x 36" - Conseal CS-102 1.00"
- 1) Hole - 20
- 1) Hole - 18
- 1) Hole - 6

- 3400 lb Structure Notes:  
 5270 lb 1. JR HOE KY-206 PROVIDED BY ICAST.  
 3756 lb 2. CASTING FRAME TO BE CAST INTO THE TOP  
 7042 lb PHASE.  
 0 lb 3. PER KYTC CBI TYPE A / ASTM C913 SPEC'S.  
 0 lb 4. CONCRETE = 4,000 PI AT 28 DAYS.  
 0 lb 5. REINFORCING PER ASTM A615 (GRADE 60).  
 -----  
 Structure Total: 19468 lb  
 - TOP PHASE (As .62) #5 BARS AT 6" C.C.E.W.  
 - WALLS (As .31) #5 BARS AT 12" C.C.E.W.  
 - FLOOR (As .31) #5 BARS AT 12" C.C.E.W.

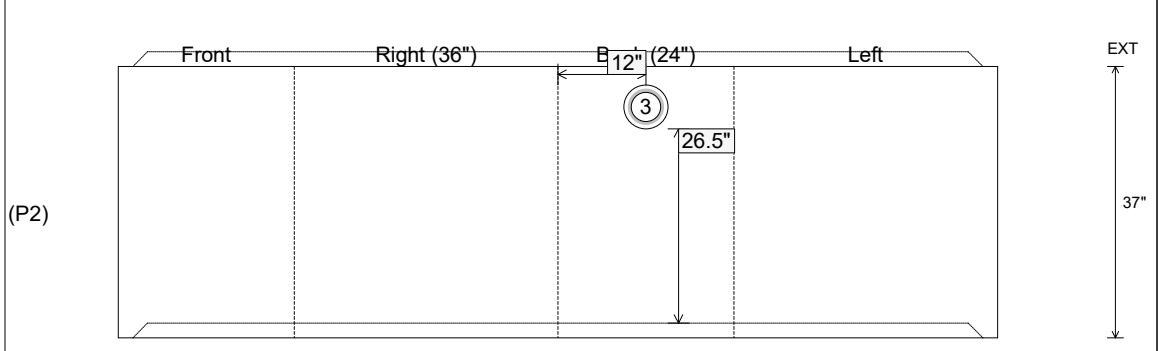
Rim: 878.98' Rim to Invert: 10.23' Slack: 0.26" Sump: 2.5" Step Position:

Position	Elev	Angle	Ext. (cw)	Pipe	Pipe OD	Connector	Hole	Horz Size	Up ( )	Offset
Invert 1										
Invert 2										
Invert 3	876'	180°	20"	4" HDPE (perf pipe)	4.8"	Hole 6	6"	6"	26.5"	0"
Invert 4										
Invert 5										
Invert 6										
Invert 7										
Invert 8										

**RIGHT-SIDE UP VIEW (int. dimensions)**



**INSIDE WALL DIMENSIONS**



Coating (Int): Coating (Ext):	Seam Up: Tongue Seam Dn: Groove	Wall Thickness: 8" Floor Height: 0"	Height (Int): 37" Height (Ext): 37"	Weight (Net): 3756 lb Volume (Net): 0.96cu.yd
----------------------------------	------------------------------------	--	--	--