

Job Name: 25-1431 - Georgetown Commons
 Job Location: Georgetown, KY
 Contractor: Winwater Hartford KY Co.

Plant: Beaver Dam

Tech: J. Coppage

4/23/2026 11:20:04 AM

PC: A. Chambers



Structure ID: CB 65

P1 MH048BAVF

MH BASE Custom Ht

- P3) 34" x 34" - CASTING HEIGHT - 3"
- P2) 48" - MH FLAT TOP w/34"x34" Hole - 12"
- P1) 48" - MH BASE Custom Ht - 51"
- 1) CASTING - HOE 595 F/G
- 1) 48" - Conseal CS-102 1.00"
- 1) Hole - 30
- 1) Hole - 24
- 4) MH Step ML-10-TDS-NCR - 10"

- Structure Notes:**
1. JR HOE HOE-595 PROVIDED BY ICAST.
 2. PER ASTM C478 SPECIFICATIONS.
 3. CONCRETE = 4,000 PSI AT 28 DAYS.
 4. REINFORCING PER ASTM A615 (GRADE 60).
 - TOP SLAB (As .62) #5 BARS AT 6" C.C.E.W..
 - RISER/WALLS (As .12)
 - FLOOR (As .31) #5 BARS AT 12" C.C.E.W.

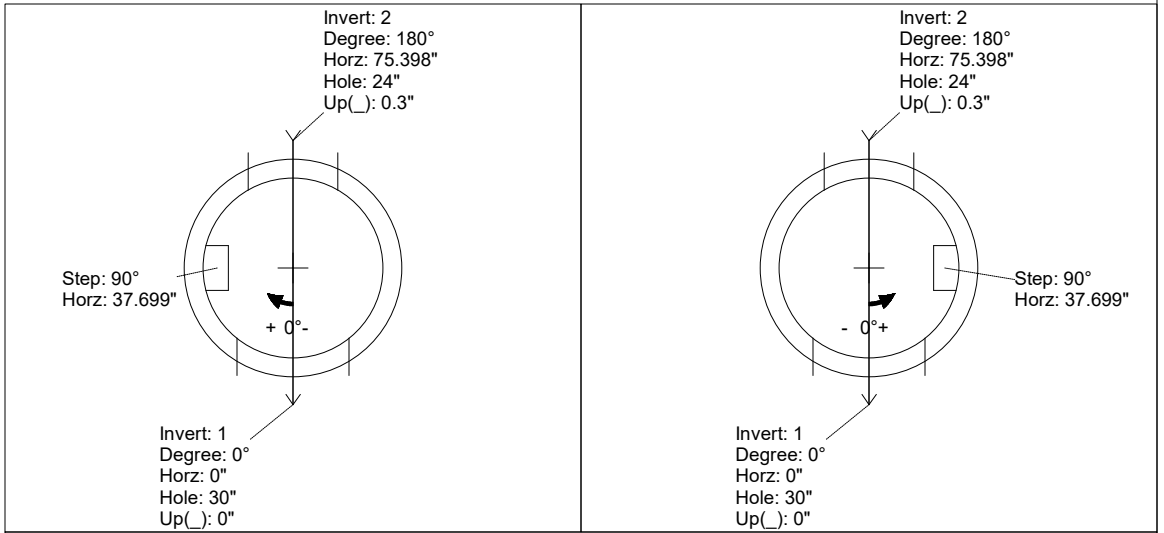
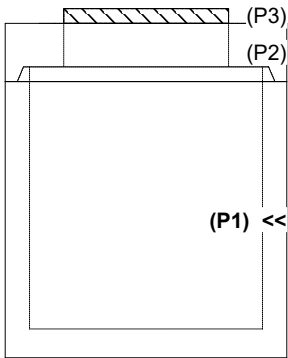
Structure Total: 5950 lb

Rim: 867' Rim to Invert: 5.5' Slack: 1.9" Sump: 1.9" Step Position: 90°

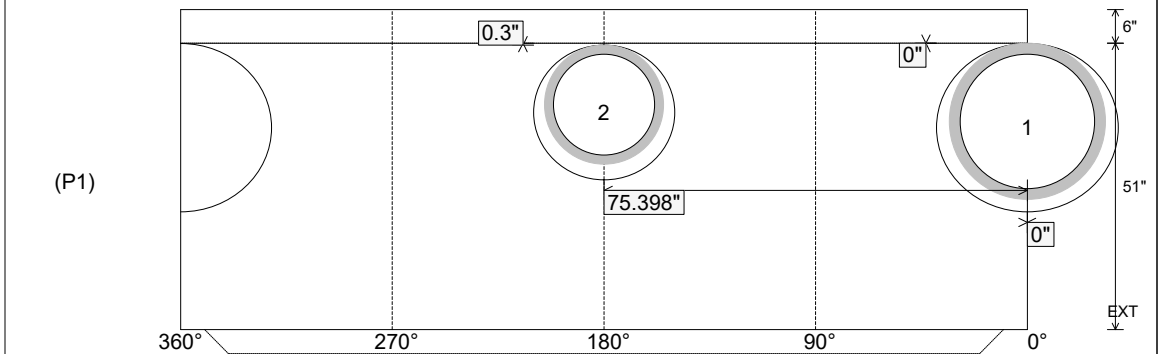
Position	Elev	Angle	Ext. (cw)	Pipe	Pipe OD	Connector	Hole	Horz Size	Up (↓)	Offset
Invert 1	861.5'	0°	0"	24" HDPE	27.8"	Hole 30	30"	32.406"	0"	0"
Invert 2	861.5'	180°	91.106"	18" HDPE	21.2"	Hole 24	24"	25.133"	0.3"	0"
Invert 3										
Invert 4										
Invert 5										
Invert 6										
Invert 7										
Invert 8										

RIGHT-SIDE UP VIEW (int. dimensions)

UPSIDE-DOWN VIEW (int. dimensions)



INSIDE WALL DIMENSIONS



Coating (Int):
 Coating (Ext):

Seam Up: Tongue
 Seam Dn: n/a

Wall Thickness: 5"
 Floor Height: 6"

Height (Int): 51"
 Height (Ext): 57"

Weight (Net): 4380 lb
 Volume (Net): 1.12cu.yd