

Job Name: 25-1431 - Georgetown Commons
 Job Location: Georgetown, KY
 Contractor: Winwater Hartford KY Co.

Plant: Beaver Dam

4/23/2026 11:20:02 AM

Tech: J. Coppage

PC: A. Chambers



Structure ID: CB 63

P1 BX3636-08BAVF

BOX BASE 8inW, 8inF, Variable Ht

- P2) 36" x 36" - CASTING HEIGHT - 3"
- P1) 36" x 36" - BOX BASE 8inW, 8inF, Variable Ht - 55"
- 1) CASTING - HOE 595 F/G
- 1) 36" x 36" - SGL 1"x14.5' Butyl (2x)
- 1) Hole - 24
- 1) Hole - 20

0 lb
 7799 lb
 376 lb
 0 lb
 0 lb
 0 lb

 Structure Total: 8175 lb

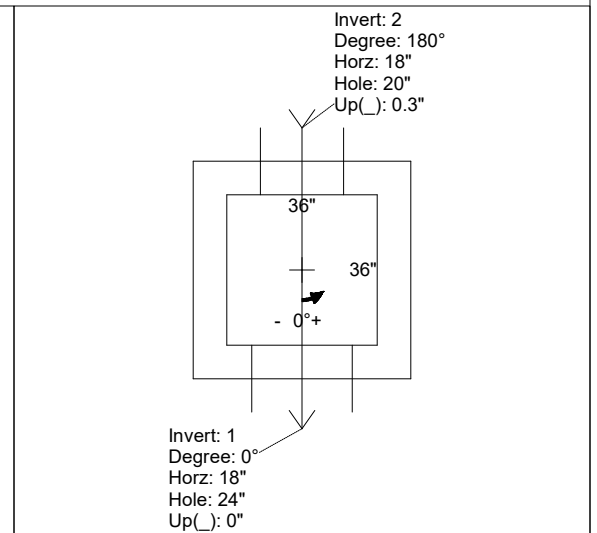
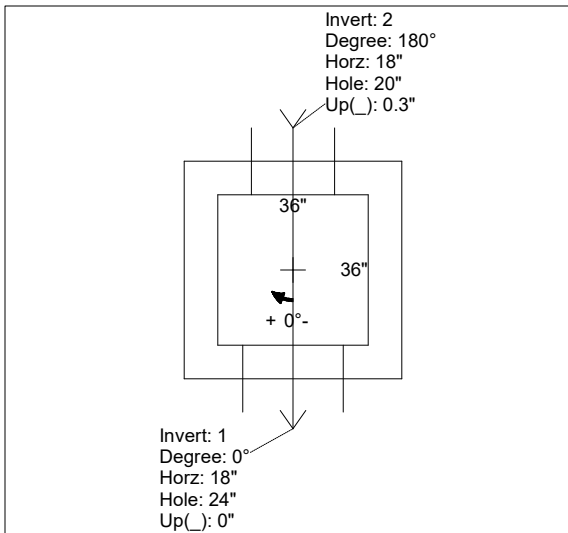
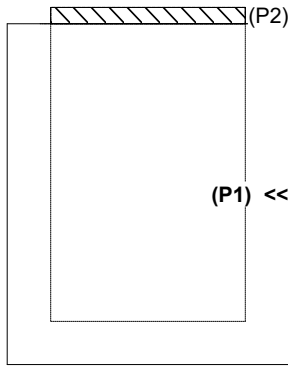
- Structure Notes:
1. JR HOE HOE-595 PROVIDED BY ICAST.
 2. PER ASTM C913 SPECIFICATIONS.
 3. CONCRETE = 4,000 PSI AT 28 DAYS.
 4. REINFORCING PER ASTM A615 (GRADE 60).
 - RISER/WALLS (As .31) #5 BARS AT 12" C.C.E.W.
 - FLOOR (As .31) #5 BARS AT 12" C.C.E.W.

Rim: 867.15' Rim to Invert: 4.9' Slack: 2.4" Sump: 1.6" Step Position:

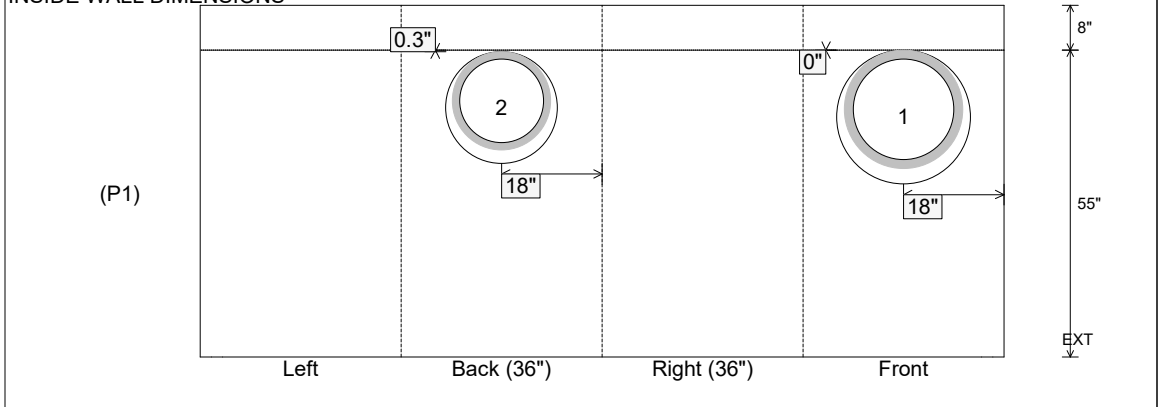
Position	Elev	Angle	Ext. (cw)	Pipe	Pipe OD	Connector	Hole	Horz Size	Up ()	Offset
Invert 1	862.25'	0°	26"	18" HDPE	21.2"	Hole 24	24"	24"	0"	0"
Invert 2	862.25'	180°	26"	15" HDPE	17.6"	Hole 20	20"	20"	0.3"	0"
Invert 3										
Invert 4										
Invert 5										
Invert 6										
Invert 7										
Invert 8										

RIGHT-SIDE UP VIEW (int. dimensions)

UPSIDE-DOWN VIEW (int. dimensions)



INSIDE WALL DIMENSIONS



Coating (Int):
 Coating (Ext):

Seam Up: Flat
 Seam Dn: n/a

Wall Thickness: 8"
 Floor Height: 8"

Height (Int): 55"
 Height (Ext): 63"

Weight (Net): 7799 lb
 Volume (Net): 1.99cu.yd