

Job Name: 25-1431 - Georgetown Commons
 Job Location: Georgetown, KY
 Contractor: Winwater Hartford KY Co.

Plant: Beaver Dam

4/23/2026 11:32:00 AM

Tech: J. Copping

PC: A. Chambers



Structure ID: CB 132

P2 BX2436-08R-VH

BOX RISER 8inW, Variable Ht

- P4) 24" x 120" - CB INLET KY A 10' TOP LEFT - 10"
- P3) 24" x 120" - CB INLET KY A 10' BOTTOM LEFT - 18"
- P2) 24" x 36" - BOX RISER 8inW, Variable Ht - 41"
- P1) 24" x 36" - BOX BASE 8inW, 8inF - 60"
- 2) 24" x 36" - Conseal CS-102 1.00"
- 2) Hole - 20
- 1) Hole - 6

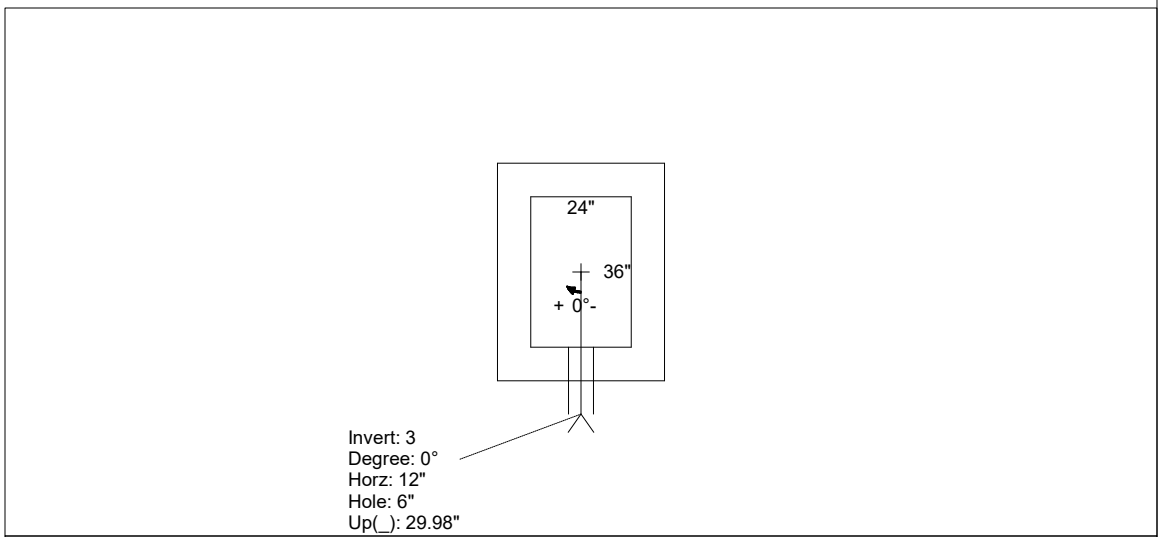
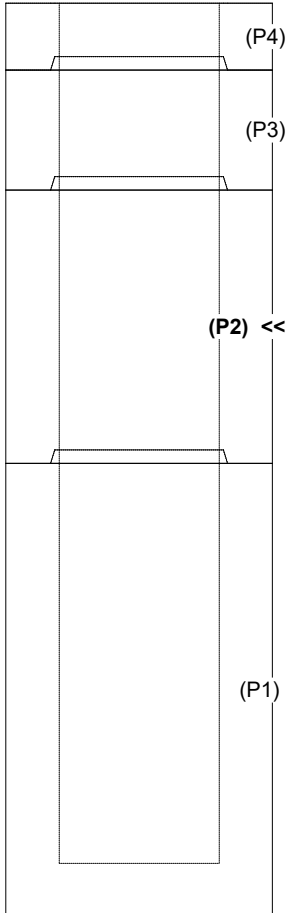
- Structure Notes:**
1. JR HOE KY-206 PROVIDED BY ICAST.
 2. CASTING FRAME TO BE CAST INTO THE TOP PHASE.
 3. PER KYTC CBI TYPE A / ASTM C913 SPEC'S.
 4. CONCRETE = 4,000 PI AT 28 DAYS.
 5. REINFORCING PER ASTM A615 (GRADE 60).
 - TOP PHASE (As .62) #5 BARS AT 6" C.C.E.W.
 - WALLS (As .31) #5 BARS AT 12" C.C.E.W.
 - FLOOR (As .31) #5 BARS AT 12" C.C.E.W.

Structure Total: 19931 lb

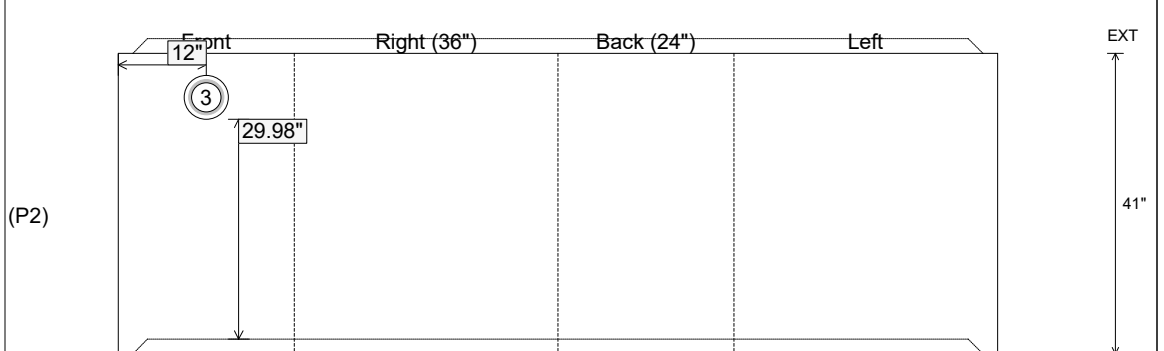
Rim: 878.98' Rim to Invert: 10.58' Slack: 0.46" Sump: 2.5" Step Position:

Position	Elev	Angle	Ext. (cw)	Pipe	Pipe OD	Connector	Hole	Horz Size	Up (↓)	Offset
Invert 1										
Invert 2										
Invert 3	875.94'	0°	20"	4" HDPE (perf pipe)	4.8"	Hole 6	6"	6"	29.98"	0"
Invert 4										
Invert 5										
Invert 6										
Invert 7										
Invert 8										

RIGHT-SIDE UP VIEW (int. dimensions)



INSIDE WALL DIMENSIONS



Coating (Int):
 Coating (Ext):

Seam Up: Tongue
 Seam Dn: Groove

Wall Thickness: 8"
 Floor Height: 0"

Height (Int): 41"
 Height (Ext): 41"

Weight (Net): 4165 lb
 Volume (Net): 1.06cu.yd