

Job Name: 25-1431 - Georgetown Commons
 Job Location: Georgetown, KY
 Contractor: Winwater Hartford KY Co.

Plant: Beaver Dam

4/23/2026 11:31:55 AM

Tech: J. Coppage

PC: A. Chambers



Structure ID: CB 111

P2 MH060RS30

MH RISER

- P4) 36" x 36" - CASTING HEIGHT - 3"
- P3) 60" - MH FLAT TOP w/36"x36" Hole - 13"
- P2) 60" - MH RISER - 30"
- P1) 60" - MH BASE - 60"
- 1) CASTING - HOE 595 F/G
- 2) 60" - Conseal CS-102 1.00"
- 1) 36" x 36" - Conseal CS-102 1.00"
- 2) Hole - 46
- 8) MH Step ML-10-TDS-NCR - 10"

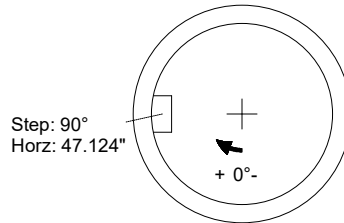
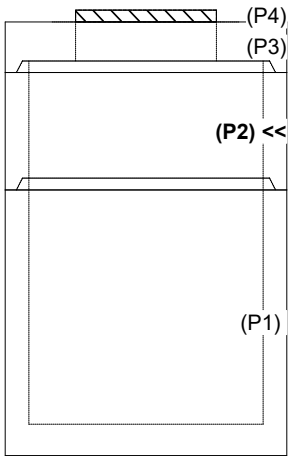
- Structure Notes:**
1. JR HOE HOE-595 PROVIDED BY ICAST.
 2. PER ASTM C478 SPECIFICATIONS.
 3. CONCRETE = 4,000 PSI AT 28 DAYS.
 4. REINFORCING PER ASTM A615 (GRADE 60).
 - TOP SLAB (As .62) #5 BARS AT 6" C.C.E.W..
 - RISER/WALLS (As .18)
 - FLOOR (As .37) #5 BARS AT 10" C.C.E.W.

Structure Total: 12777 lb

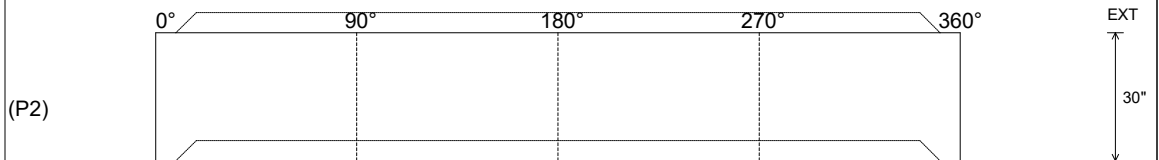
Rim: 870.5' Rim to Invert: 8.75' Slack: 1.85" Sump: 2.85" Step Position: 90°

Position	Elev	Angle	Ext. (cw)	Pipe	Pipe OD	Connector	Hole	Horz Size	Up ()	Offset
Invert 1										
Invert 2										
Invert 3										
Invert 4										
Invert 5										
Invert 6										
Invert 7										
Invert 8										

RIGHT-SIDE UP VIEW (int. dimensions)



INSIDE WALL DIMENSIONS



Coating (Int):	Seam Up: Tongue	Wall Thickness: 6"	Height (Int): 30"	Weight (Net): 3132 lb
Coating (Ext):	Seam Dn: Groove	Floor Height: 0"	Height (Ext): 30"	Volume (Net): 0.8cu.yd