

Job Name: 25-1431 - Georgetown Commons
 Job Location: Georgetown, KY
 Contractor: Winwater Hartford KY Co.

Plant: Beaver Dam
 4/24/2026 2:18:08 PM

Tech: J. Coppage
 PC: A. Chambers



Structure ID: 28+88.07

P1 BX3648-08BA48

BOX BASE 8inW, 8inF

P2) 36" x 48" - P.I.P. - BY OTHERS - 8"
 P1) 36" x 48" - BOX BASE 8inW, 8inF - 48"
 1) 36" x 48" - SGL 1"x14.5' Butyl
 1) Hole - 20

0 lb
 8468 lb
 0 lb
 0 lb

 Structure Total: 8468 lb

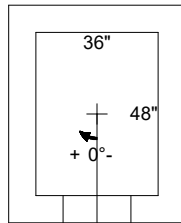
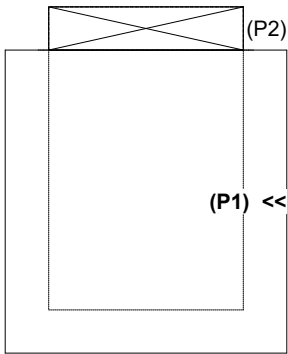
Structure Notes:
 1. JR HOE KY-460 SET BY ICAST.
 2. KYTC DBI TYPE 5E / ASTM C913 SPECIFICATIONS.
 3. CONCRETE = 4,000 PSI AT 28 DAYS.
 4. NO STEPS & NO INVERT CHANNEL.
 5. STUB #5 BARS 20" OUT TOP OF WALLS (SPA@12"C/C)
 6. REINFORCING PER ASTM A615 (GRADE 60).
 - WALLS (As .31) #5 BARS AT 12" C.C.E.W.
 - FLOOR (As .31) #5 BARS AT 12" C.C.E.W.

Rim: 903.5' Rim to Invert: 4.5' Slack: 0.5" Sump: 2.5" Step Position:

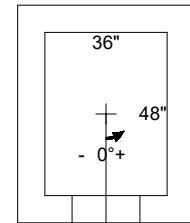
Position	Elev	Angle	Ext. (cw)	Pipe	Pipe OD	Connector	Hole	Horz Size	Up ()	Offset
Invert 1	899'	0°	26"	15" HDPE	17.6"	Hole 20	20"	20"	0"	0"
Invert 2										
Invert 3										
Invert 4										
Invert 5										
Invert 6										
Invert 7										
Invert 8										

RIGHT-SIDE UP VIEW (int. dimensions)

UPSIDE-DOWN VIEW (int. dimensions)




Invert: 1
 Degree: 0°
 Horz: 18"
 Hole: 20"
 Up(): 0"



Invert: 1
 Degree: 0°
 Horz: 18"
 Hole: 20"
 Up(): 0"

INSIDE WALL DIMENSIONS



Coating (Int):
 Coating (Ext):

Seam Up: Flat
 Seam Dn: n/a

Wall Thickness: 8"
 Floor Height: 8"

Height (Int): 48"
 Height (Ext): 56"

Weight (Net): 8468 lb
 Volume (Net): 2.16cu.yd