

Job Name: 25-1417 Advantage Eye Care
Job Location: Owensboro, KY
Contractor: Winwater Hartford KY Co.

PC: Andy Chambers
 TECH: Evan Niles
 Plant: Beaver Dam, KY



Structure ID: **SCI-468.27**

Spec: Storm
 Type: BX 8inW, 8inF
 Size: 24" x 36"

Rim: 471.25'
 Invert: 468.27'
 Rim to Invert: 2.98'

Sump: 1.25"
 Floor (Top): 468.166'
 Floor Height: 8"

Floor (Bot): 467.499'
 Overall Height: 3.583'
 Slack: 2.01"

Structure Notes:

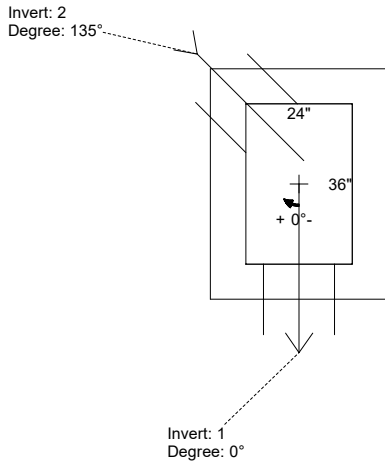
1. PER ASTM C-913 SPECIFICATIONS
2. CONCRETE: 4,000 PSI AT 28 DAYS
3. REINFORCEMENT: #5 BAR @ 12" C.C. E.W. (GRADE 60)
4. NO STORM INVERT
5. NO STEPS
6. CASTING: HOE 525 FRAME, GRATE, & CURB HOOD BY ICAST

STRUCTURE SUMMARY:

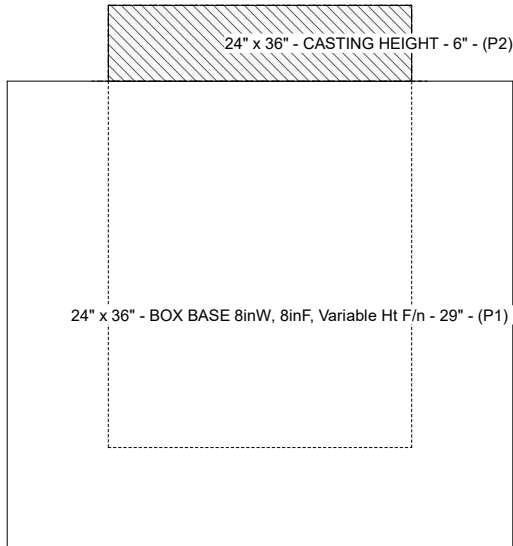
P2) 24" x 36" - CASTING HEIGHT - 6"
 P1) 24" x 36" - BOX BASE 8inW, 8inF, Variable Ht F/n - 29"
 1) 24" x 36" - Conseal CS-102 1.00"
 2) Hole - 16

0 lb
 4030 lb
 0 lb
 0 lb

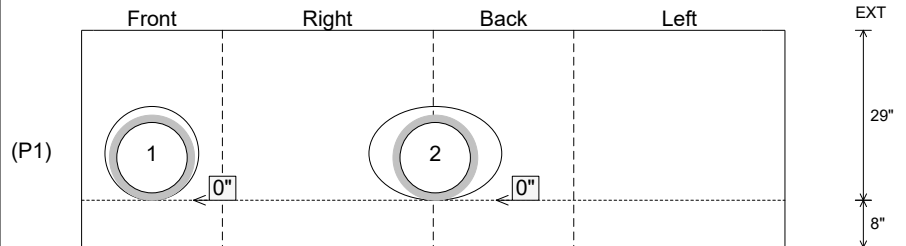
 Structure Total: 4030 lb



Position	Elev	Angle	Pipe	Pipe OD	Hole	Connector	Up ()	Ref
Rim	471.25'							
Reducer								
Invert 1	468.27'	0°	12" HDPE	14.5"	16"	Hole 16	0"	P1
Invert 2	468.27'	135°	12" HDPE	14.5"	16"	Hole 16	0"	P1
Invert 3								
Invert 4								
Invert 5								
Invert 6								
Invert 7								
Invert 8								



Cast (Int. Dim.) - Interior Dimensions



Submittal Drawing
 1/7/2026 12:23:34 PM

SUBMITTAL
 APPROVED BY: