

Job Name: 25-1417 Advantage Eye Care
 Job Location: Owensboro, KY
 Contractor: Winwater Hartford KY Co.

Plant: Beaver Dam, KY
 1/7/2026 12:30:23 PM

Tech: Evan Niles
 PC: Andy Chambers



Structure ID: SCI-468.27

P1 BX2436-08BVF

BOX BASE 8inW, 8inF, Variable Ht F/n

P2) 24" x 36" - CASTING HEIGHT - 6"
 P1) 24" x 36" - BOX BASE 8inW, 8inF, Variable Ht F/n - 29"
 1) 24" x 36" - Conseal CS-102 1.00"
 2) Hole - 16

0 lb
 4030 lb
 0 lb
 0 lb

 Structure Total: 4030 lb

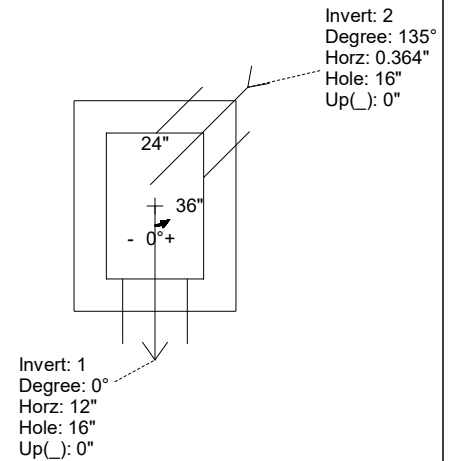
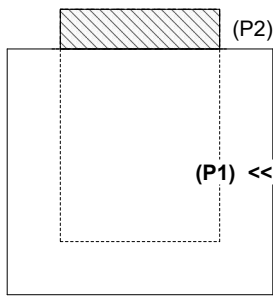
- Structure Notes:**
- PER ASTM C-913 SPECIFICATIONS
 - CONCRETE: 4,000 PSI AT 28 DAYS
 - REINFORCEMENT: #5 BAR @ 12" C.C. E.W. (GRADE 60) - 2" MIN. REBAR CLEARANCE (TYP)
 - NO STORM INVERT
 - NO STEPS
 - CASTING: HOE 525 FRAME, GRATE, & CURB HOOD BY ICAST

Rim: 471.25' Rim to Invert: 2.98' Slack: 2.01" Sump: 1.25" Step Position:

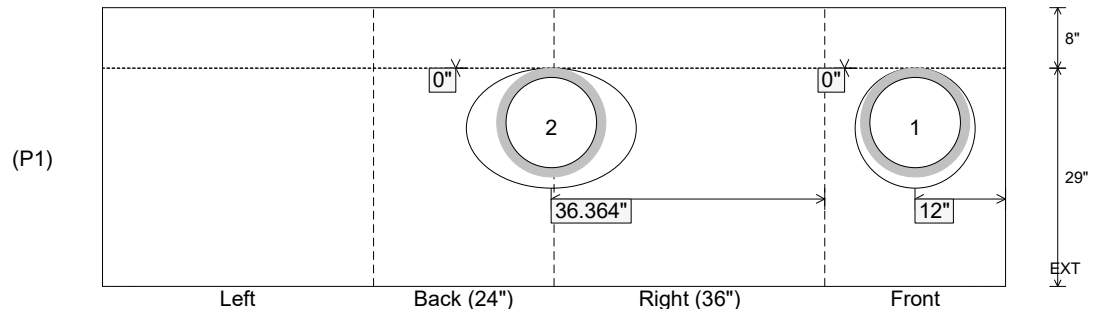
Position	Elev	Angle	Ext. (cw)	Pipe	Pipe OD	Connector	Hole	Horz Size	Up ()	Offset
Invert 1	468.27'	0°	20"	12" HDPE	14.5"	Hole 16	16"	16"	0"	0"
Invert 2	468.27'	135°	0.364"	12" HDPE	14.5"	Hole 16	16"	11.678", 10.95"	0"	4.5"
Invert 3										
Invert 4										
Invert 5										
Invert 6										
Invert 7										
Invert 8										

RIGHT-SIDE UP VIEW (int. dimensions)

UPSIDE-DOWN VIEW (int. dimensions)



INSIDE WALL DIMENSIONS



Coating (Int):
 Coating (Ext):

Seam Up: Flat
 Seam Dn: n/a

Wall Thickness: 8"
 Floor Height: 8"

Height (Int): 29"
 Height (Ext): 37"

Weight (Net): 4030 lb
 Volume (Net): 1.03cu.yd