

Job Name: 25-1375D - 508-510 Southgate Ave
 Job Location: Nashville, TN
 Contractor: Hayes Pipe Supply

Plant: 100

Tech: J. Horsley

3/30/2026 1:49:01 PM

PC: E. Bradley



Structure ID: MH 2

P2 MH048RS48CDARED

MH RISER w/ConBlock-CDA Red T/G

- P5) 24" - CASTING HEIGHT - 7"
- P4) 24" - GRADE RING w/ConBlock-CDA Red F/F - 4"
- P3) 48" - ECC CONE w/ 24" HOLE, w/ConBlock-CDA Red F/G - 42"
- P2) 48" - MH RISER w/ConBlock-CDA Red T/G - 48"
- P1) 48" - MH BASE w/ConBlock-CDA Red T/n - 30"
- 1) JOINT WRAP - 0.065"x6"x50' CONSEAL CS212
- 1) JOINT WRAP PRIMER - CONSEAL CS-75 (1 gal.)
- 1) 48" - MH INVERT CHANNEL w/ConBlock-CDA Red - FULL HEIGHT
- 1) ADMIXTURE CONBLOCK CDA RED
- 2) 48" - Conseal CS-102 1.00" (Double)
- 1) PSX - 12-08 NYLO
- 10) MH Step ML-10-TDS-NCR - 10"

0 lb
 270 lb
 3116 lb
 3353 lb
 3378 lb
 0 lb
 0 lb
 1440 lb
 0 lb
 0 lb
 0 lb
 8 lb
 0 lb

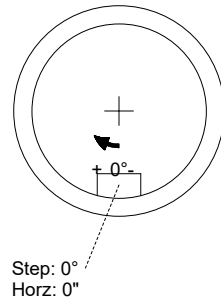
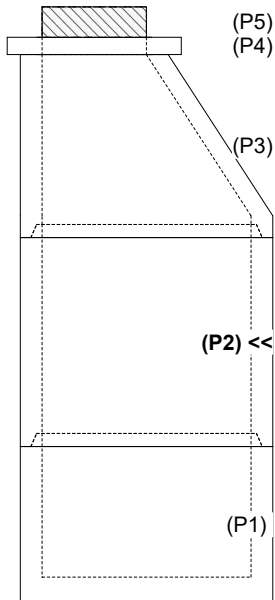
- Structure Notes:
1. PER ASTM C-478 SPECIFICATIONS
 2. CONCRETE: 4,000 PSI AT 28 DAYS
 3. REINFORCEMENT: PER ASTM A615
 4. STEPS AT 0 DEGREES
 5. CONBLOCK CDA RED ADMIXTURE REQUIRED
 6. JBS 1150 FRAME & COVER "SANITARY" SUPPLIED BY OTHERS

Structure Total: 11566 lb

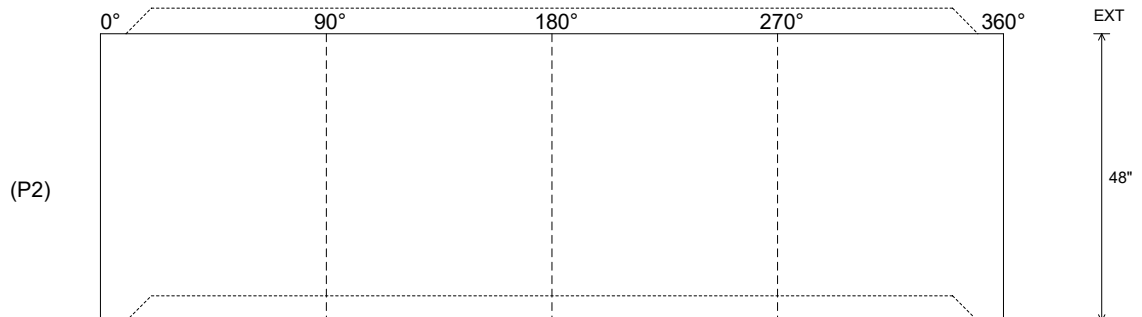
Rim: 493.6' Rim to Invert: 10.8' Slack: 0.6" Sump: 2" Step Position: 0°

Position	Elev	Angle	Ext. (cw)	Pipe	Pipe OD	Connector	Hole	Horz Size	Up (L)	Offset
Invert 1										
Invert 2										
Invert 3										
Invert 4										
Invert 5										
Invert 6										
Invert 7										
Invert 8										

RIGHT-SIDE UP VIEW (int. dimensions)



INSIDE WALL DIMENSIONS



Coating (Int):
 Coating (Ext):

Seam Up: Tongue
 Seam Dn: Groove

Wall Thickness: 5"
 Floor Height: 0"

Height (Int): 48"
 Height (Ext): 48"

Weight (Net): 3353 lb
 Volume (Net): 0.86cu.yd