

Job Name: 25-1308 UPS BUILDING 1860
 Job Location: Louisville, KY
 Contractor: Hall Contracting of Kentucky Inc

Plant: Beaver Dam

Tech: C.Russ

11/10/2025 10:29:49 AM

PC: J.Jarvis



Structure ID: STMH 3

P1 BX4848-08BAVF

BOX BASE 8inW, 8inF, Variable Ht

- P3) 24" - CASTING HEIGHT - 8"
- P2) 48" x 48" - CB FLAT TOP 8"W SPECIAL - 8"
- P1) 48" x 48" - BOX BASE 8inW, 8inF, Variable Ht - 41"
- 2) Hole - 40
- 4) MH Step ML-10-TDS-NCR - 10"

- Structure Notes:
1. PER ASTM C913 SPECIFICATIONS.
 2. CONCRETE = 4,000 PSI AT 28 DAYS.
 3. NO INVERT CHANNEL.
 4. HOE KY-510(TY2) PROVIDED BY ICAST.
 5. REINFORCING PER ASTM A615 (GRADE 60).
 - TOP SLAB (As .62) #5 BARS AT 6" C.C.E.W.
 - WALLS (As .12) #5 BARS AT 12" C.C.E.W.
 - FLOOR (As .12) #5 BARS AT 12" C.C.E.W.

0 lb
 2446 lb
 7228 lb
 0 lb
 0 lb

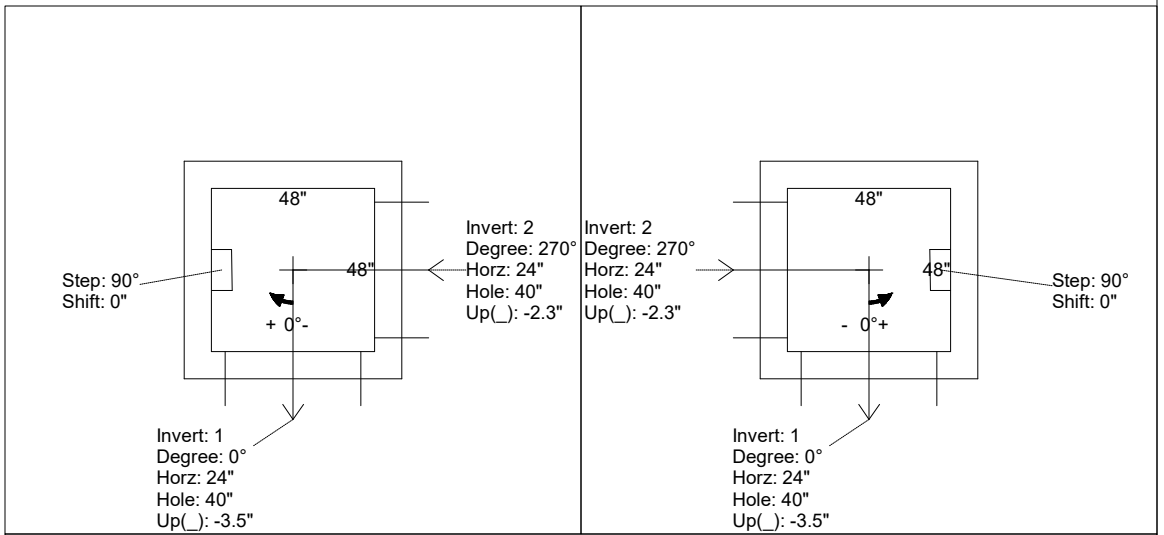
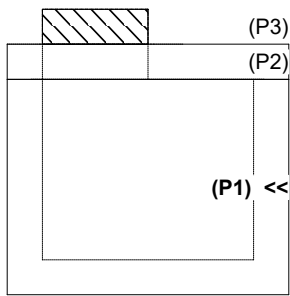
 Structure Total: 9674 lb

Rim: 458.7' Rim to Invert: 4.83' Slack: 0.96" Sump: 0" Step Position: 90

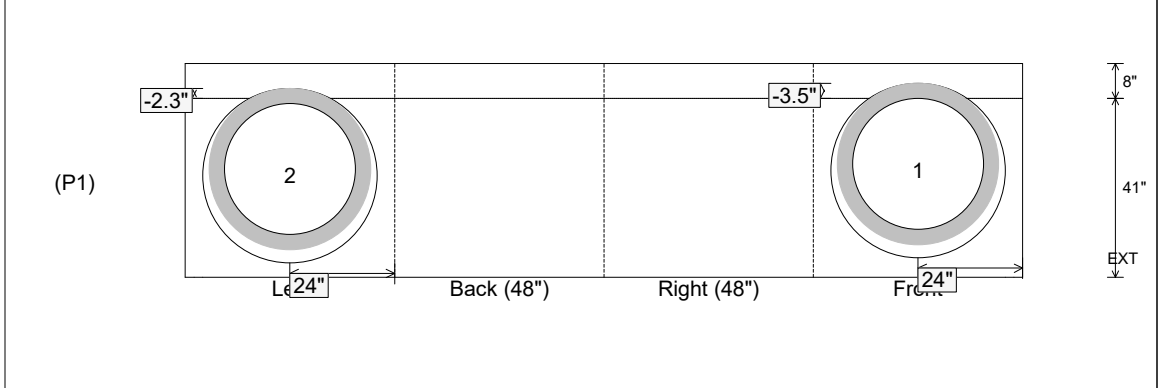
Position	Elev	Angle	Ext. (cw)	Pipe	Pipe OD	Connector	Hole	Horz Size	Up ()	Offset
Invert 1	453.87'	0°	32"	30" RCP B WALL	37"	Hole 40	40"	40"	-3.5"	0"
Invert 2	453.97'	270°	32"	30" RCP B WALL	37"	Hole 40	40"	40"	-2.3"	0"
Invert 3										
Invert 4										
Invert 5										
Invert 6										
Invert 7										
Invert 8										

RIGHT-SIDE UP VIEW (int. dimensions)

UPSIDE-DOWN VIEW (int. dimensions)



INSIDE WALL DIMENSIONS



Coating (Int): Coating (Ext):	Seam Up: Flat Seam Dn: n/a	Wall Thickness: 8" Floor Height: 8"	Height (Int): 41" Height (Ext): 49"	Weight (Net): 7228 lb Volume (Net): 1.85cu.yd
----------------------------------	-------------------------------	--	--	--