

Job Name: 25-1308 UPS BUILDING 1860
 Job Location: Louisville, KY
 Contractor: Hall Contracting of Kentucky Inc

Plant: Beaver Dam

Tech: C.Russ

11/10/2025 10:29:56 AM

PC: J.Jarvis



Structure ID: DBI 16

P1 BX2424-08BAVF

BOX BASE 8inW, 8inF, Variable Ht

- P3) 24" - CASTING HEIGHT - 0"
- P2) 24" x 24" - CB FLAT TOP 8"W w/24" HOLE - 8"
- P1) 24" x 24" - BOX BASE 8inW, 8inF, Variable Ht - 39"
- 1) This Structure Includes a Cast-in Item
- 1) 24" x 24" - SGL 1"x14.5' Butyl
- 1) Hole - 20

- Structure Notes:**
1. PER ASTM C913 SPECIFICATIONS.
 2. CONCRETE = 4,000 PSI AT 28 DAYS.
 3. NO INVERT CHANNEL.
 4. HOE KY-210 (DBI 14) PROVIDED BY ICAST,
 5. FRAME CAST-IN FLUSH INTO TOP SLAB.
 6. REINFORCING PER ASTM A615 (GRADE 60).
 - TOP SLAB (As .62) #5 BARS AT 6" C.C.E.W.
 - WALLS (As .12) #5 BARS AT 12" C.C.E.W.
 - FLOOR (As .12) #5 BARS AT 12" C.C.E.W.

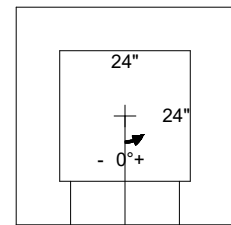
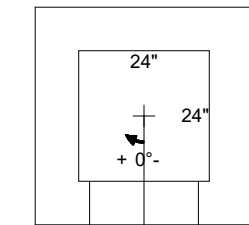
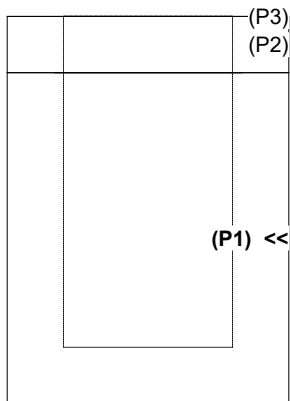
Structure Total: 4985 lb

Rim: 459' Rim to Invert: 3.99' Slack: 0.88" Sump: 0" Step Position:

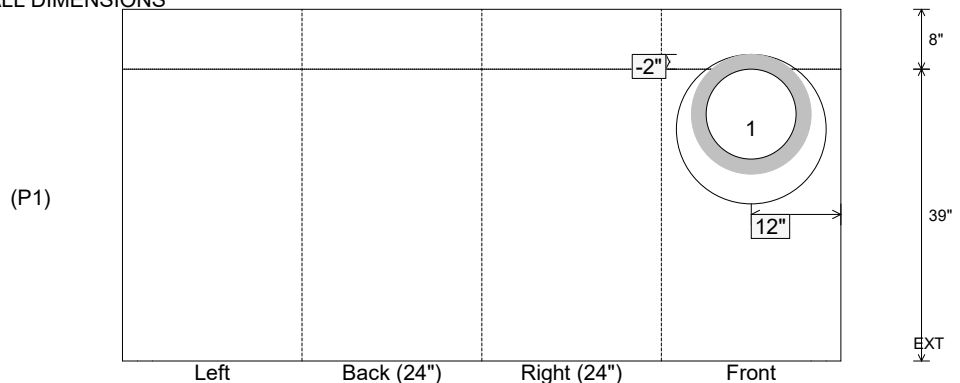
Position	Elev	Angle	Ext. (cw)	Pipe	Pipe OD	Connector	Hole	Horz Size	Up ()	Offset
Invert 1	455.01'	0°	20"	12" RCP B WALL	16"	Hole 20	20"	20"	-2"	0"
Invert 2										
Invert 3										
Invert 4										
Invert 5										
Invert 6										
Invert 7										
Invert 8										

RIGHT-SIDE UP VIEW (int. dimensions)

UPSIDE-DOWN VIEW (int. dimensions)



INSIDE WALL DIMENSIONS



Coating (Int):
Coating (Ext):

Seam Up: Flat
Seam Dn: n/a

Wall Thickness: 8"
Floor Height: 8"

Height (Int): 39"
Height (Ext): 47"

Weight (Net): 4214 lb
Volume (Net): 1.08cu.yd