

Job Name: 25-1308 UPS BUILDING 1860
Job Location: Louisville, KY
Contractor: Hall Contracting of Kentucky Inc

PC: J.Jarvis
 TECH: C.Russ
 Plant: Beaver Dam



Structure ID: 30"X12" RCP BLIND TEE 3

Spec: Storm
 Type: BX 8inW, 8inF
 Size: 48" x 48"

Rim: 4.08'
 Invert: 0'
 Rim to Invert: 4.08'

Sump: 0.04"
 Floor (Top): -0.003'
 Floor Height: 8"

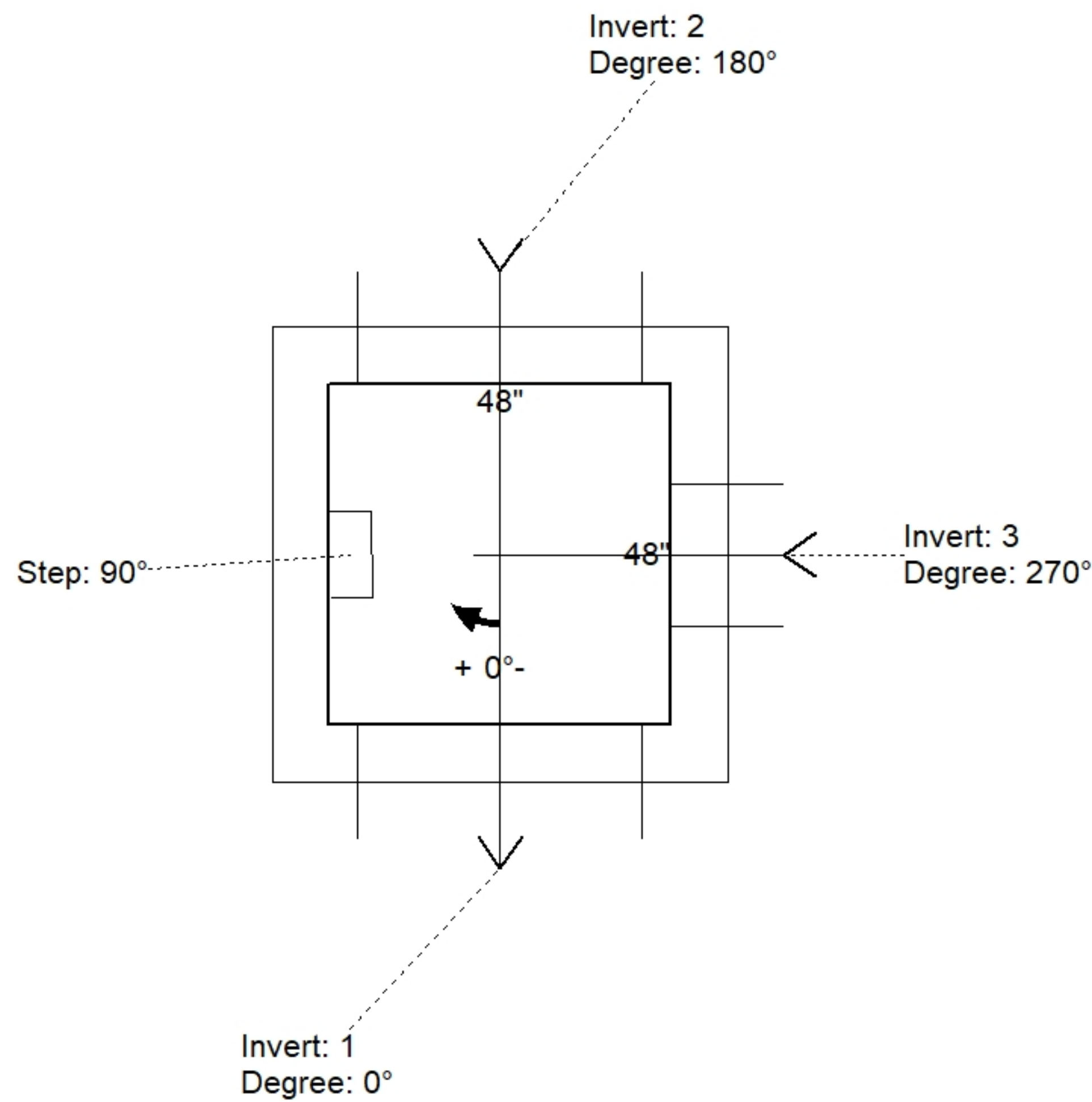
Floor (Bot): -0.67'
 Overall Height: 4.75'
 Slack: 0"

Structure Notes:

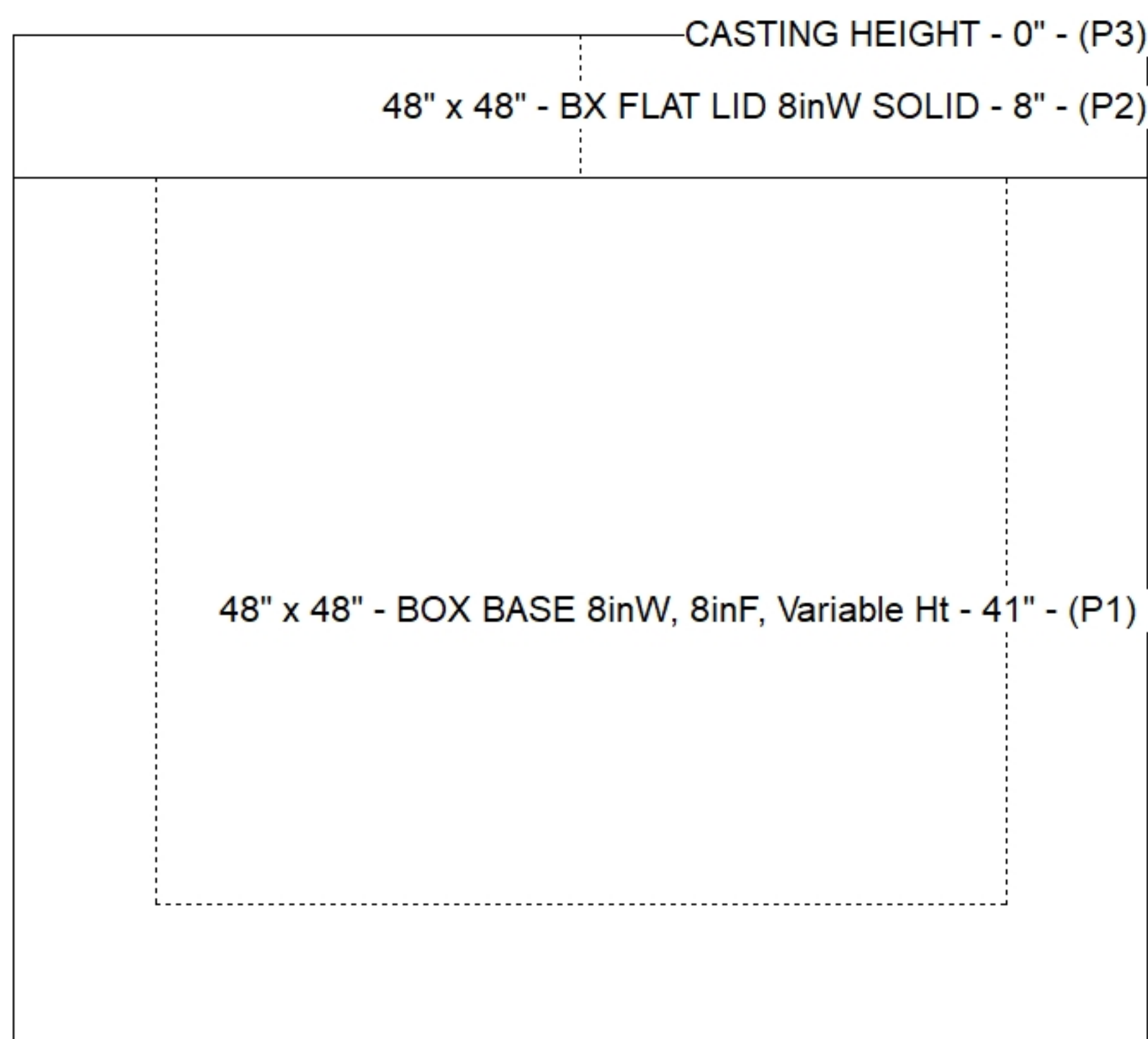
- PER ASTM C478 SPECIFICATIONS.
- CONCRETE = 4,000 PSI AT 28 DAYS.
- NO CASTING.
- REINFORCING PER ASTM A615 (GRADE 60).
 - TOP SLAB (As .62) #5 BARS AT 6" C.C.E.W..
 - RISER/WALLS (As .18)
 - FLOOR (As .37) #5 BARS AT 10" C.C.E.W.

STRUCTURE SUMMARY:

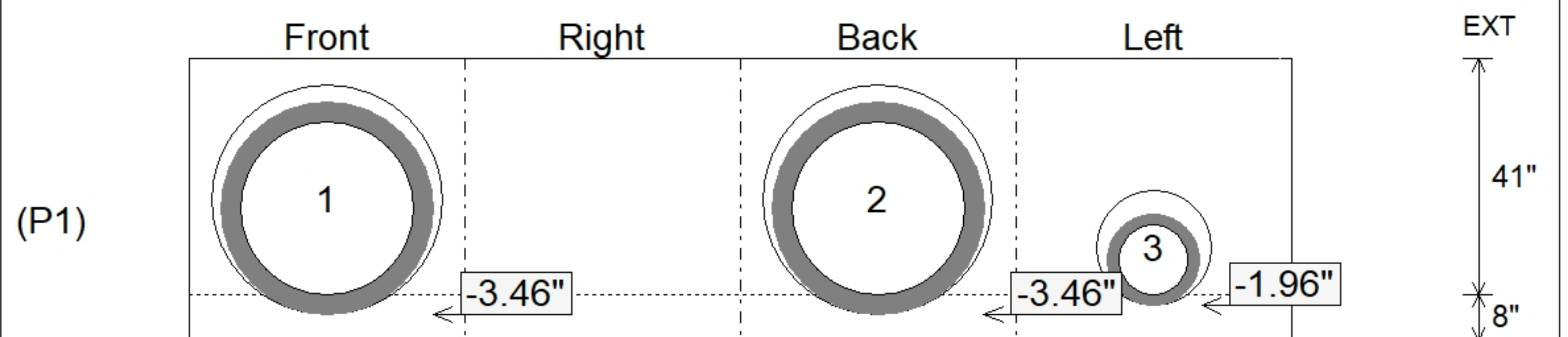
| | |
|--|-----------------|
| P3) CASTING HEIGHT - 0" | 0 lb |
| P2) 48" x 48" - BX FLAT LID 8inW SOLID - 8" | 2758 lb |
| P1) 48" x 48" - BOX BASE 8inW, 8inF, Variable Ht - 41" | 7017 lb |
| 1) 48" x 48" - STORM INVERT CHANNEL (FLAT) - 4" THK | 450 lb |
| 2) Hole - 40 | 0 lb |
| 1) Hole - 20 | 0 lb |
| 4) MH Step ML-10-TDS-NCR - 10" | 0 lb |
| Structure Total: | 10225 lb |



| Position | Elev | Angle | Pipe | Pipe OD | Hole | Connector | Up (") | Ref |
|----------|-------|-------|----------------|---------|------|-----------|--------|-----|
| Rim | 4.08' | | | | | | | |
| Reducer | | | | | | | | |
| Invert 1 | 0' | 0° | 30" RCP B WALL | 37" | 40" | Hole 40 | -3.46" | P1 |
| Invert 2 | 0' | 180° | 30" RCP B WALL | 37" | 40" | Hole 40 | -3.46" | P1 |
| Invert 3 | 0' | 270° | 12" RCP B WALL | 16" | 20" | Hole 20 | -1.96" | P1 |
| Invert 4 | | | | | | | | |
| Invert 5 | | | | | | | | |
| Invert 6 | | | | | | | | |
| Invert 7 | | | | | | | | |
| Invert 8 | | | | | | | | |



Default - Interior Dimensions



Submittal Drawing
 11/11/2025 11:28:33 AM

SUBMITTAL
 APPROVED BY: