

Job Name: 25-1267B Grocery Owensboro KY
Job Location: Owensboro, KY
Contractor: Winwater Hartford KY Co.

PC: A. Chambers
 TECH: J. Coppage
 Plant: Beaver Dam



Structure ID: **CBI-G3**
 Spec: Storm
 Type: BX 8inW, 8inF
 Size: 24" x 36"

Rim: 401.2'
 Invert: 397.52'
 Rim to Invert: 3.68'

Sump: 2.5"
 Floor (Top): 397.312'
 Floor Height: 8"

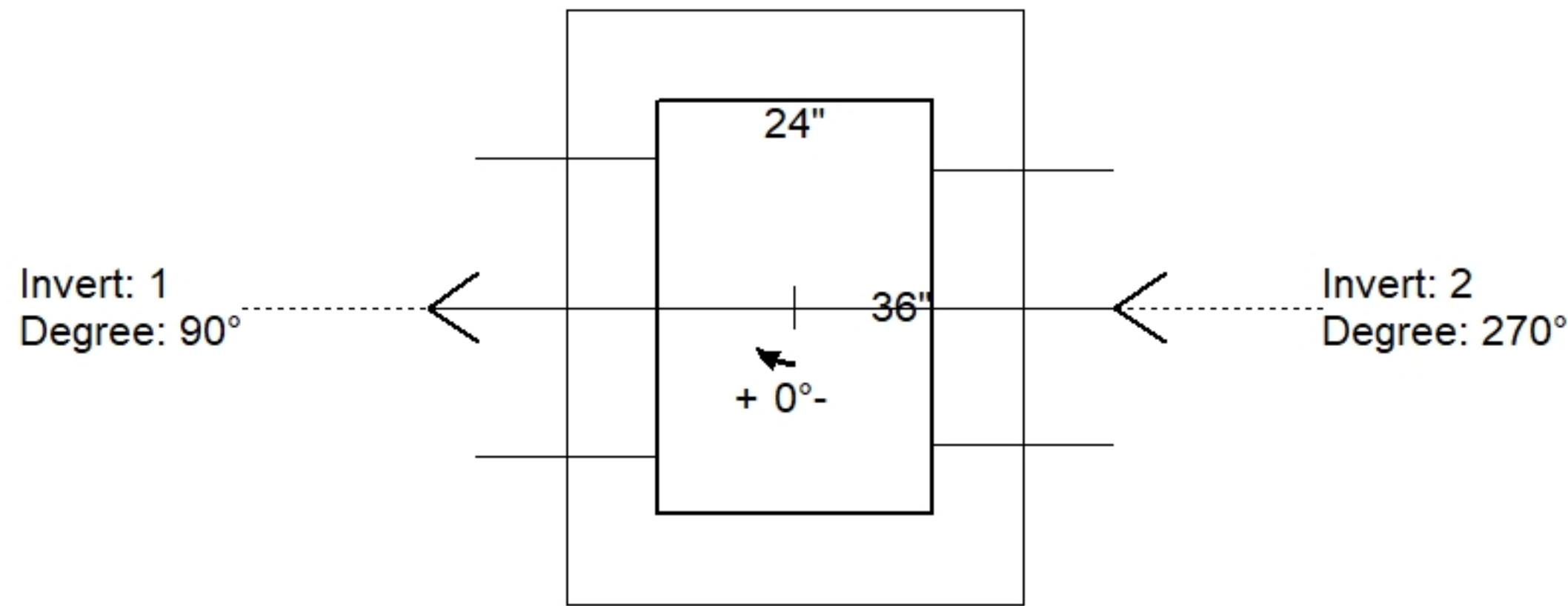
Floor (Bot): 396.645'
 Overall Height: 4.333'
 Slack: 2.66"

Structure Notes:


- JR-HOE 525 F/G/H PROVIDED BY ICAST. FLAT GRATE NOT LV.
- PER ASTM C913 SPECIFICATIONS.
- CONCRETE = 4,000 PSI AT 28 DAYS.
- REINFORCING PER ASTM A615 (GRADE 60).
 - WALLS (As .12) #5 BARS AT 12" C.C.E.W.
 - FLOOR (As .12) #5 BARS AT 12" C.C.E.W.

STRUCTURE SUMMARY:

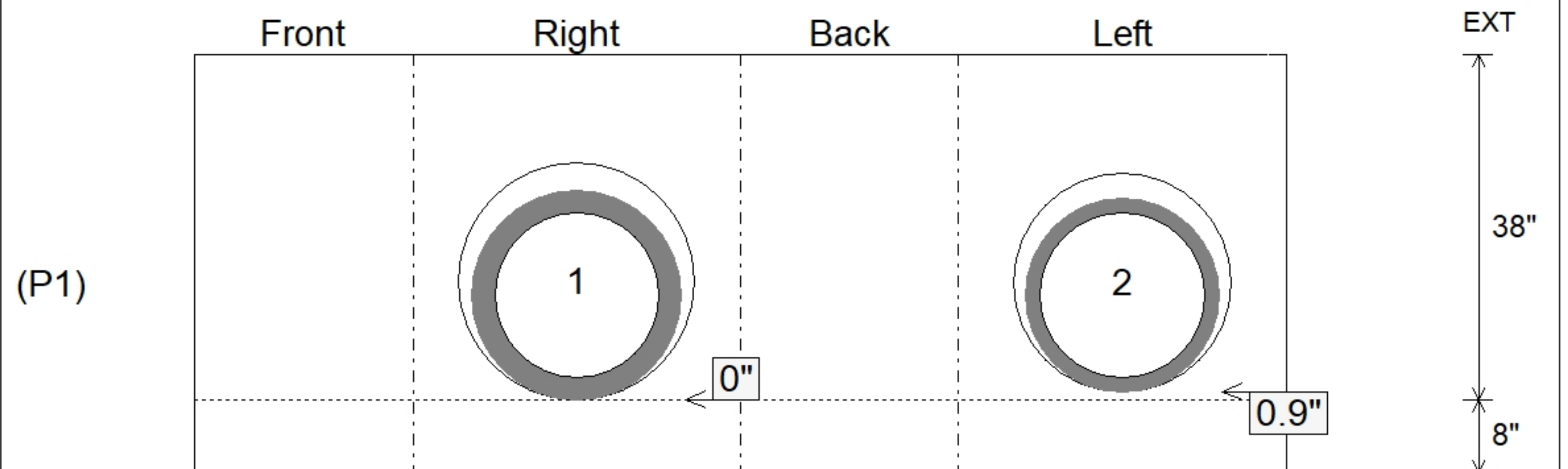
P2) 24" x 36" - CASTING HEIGHT - 6"	0 lb
P1) 24" x 36" - BOX BASE 8inW, 8inF, Variable Ht - 38"	4614 lb
1) CASTING - HOE 525 SET FLAT GRATE (F/G/H)	442 lb
1) 24" x 36" - SGL 1"x14.5' Butyl	0 lb
1) Hole - 26	0 lb
1) Hole - 24	0 lb
Structure Total:	5056 lb



Position	Elev	Angle	Pipe	Pipe OD	Hole	Connector	Up (")	Ref
Rim	401.2'							
Reducer								
Invert 1	397.52'	90°	18" RCP B WALL	23"	26"	Hole 26	0"	P1
Invert 2	397.52'	270°	18" HDPE	21.2"	24"	Hole 24	0.9"	P1
Invert 3								
Invert 4								
Invert 5								
Invert 6								
Invert 7								
Invert 8								



Default - Interior Dimensions



Submittal Drawing
 10/9/2025 10:40:25 AM

SUBMITTAL
 APPROVED BY: