

Job Name: 25-1267B Grocery Owensboro KY
 Job Location: Owensboro, KY
 Contractor: Winwater Hartford KY Co.

Plant: Beaver Dam

Tech: J. Coppage

9/18/2025 12:09:25 PM

PC: A. Chambers



Structure ID: CBI-F3

P1 MH048BA36

MH BASE Custom Ht

- P3) 24" x 36" - CASTING HEIGHT - 6"
- P2) 48" - MH FLAT TOP w/24"x36" Hole - 12"
- P1) 48" - MH BASE Custom Ht - 36"
- 1) 48" - SGL 1"x14.5' Butyl (2x)
- 2) Hole - 26"
- 3) MH Step ML-10-TDS-NCR - 10"

- Structure Notes:**
1. JBS 3080-V PROVIDED BY ICAST.
 2. PER ASTM C478 SPECIFICATIONS.
 3. CONCRETE = 4,000 PSI AT 28 DAYS.
 4. REINFORCING PER ASTM A615 (GRADE 60).
 - TOP SLAB (As .62) #5 BARS AT 6" C.C.E.W..
 - RISER/WALLS (As .12)
 - FLOOR (As .31) #5 BARS AT 12" C.C.E.W.

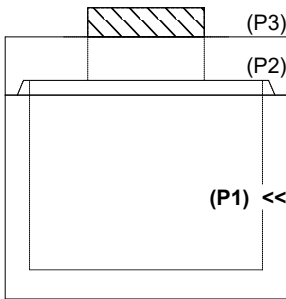
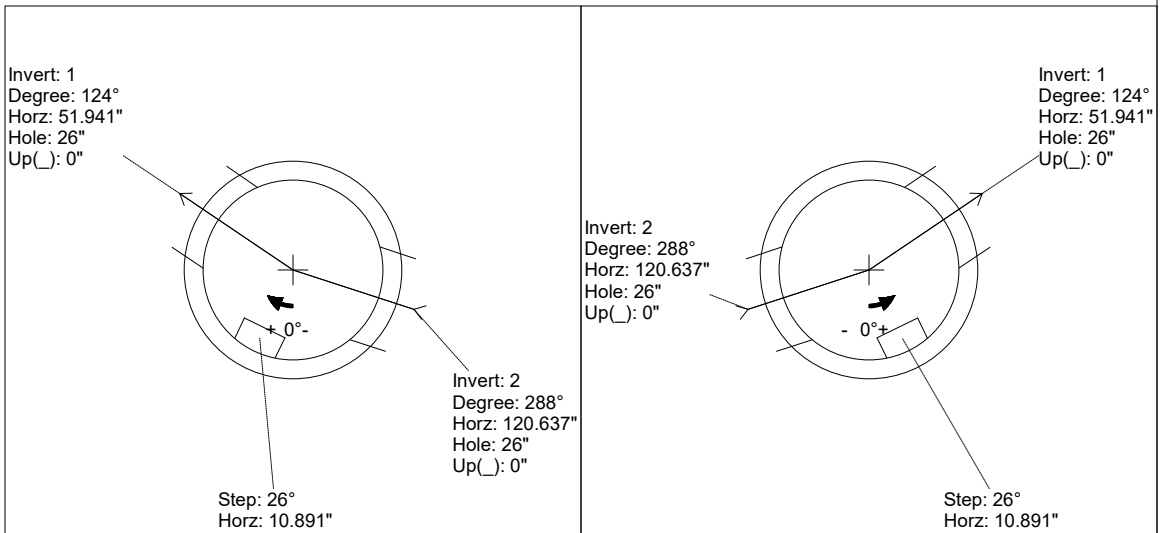
Structure Total: 4679 lb

Rim: 401.83' Rim to Invert: 4.45' Slack: 1.9' Sump: 2.5' Step Position: 26°

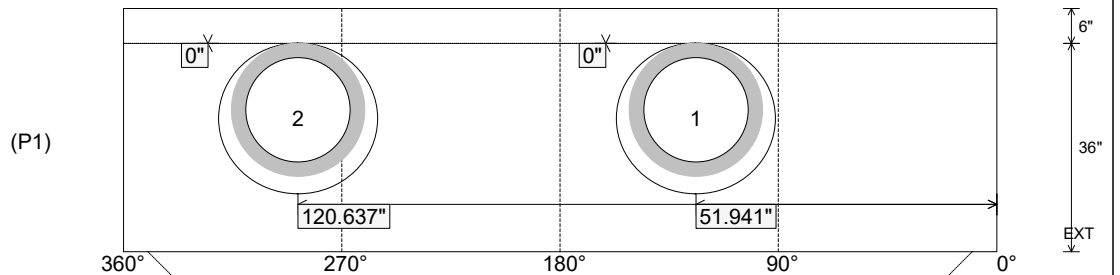
Position	Elev	Angle	Ext. (cw)	Pipe	Pipe OD	Connector	Hole	Horz Size	Up ()	Offset
Invert 1	397.38'	124°	62.762"	18" RCP B WALL	23"	Hole 26	26"	27.476"	0"	0"
Invert 2	397.38'	288°	145.77"	18" RCP B WALL	23"	Hole 26	26"	27.476"	0"	0"
Invert 3										
Invert 4										
Invert 5										
Invert 6										
Invert 7										
Invert 8										

RIGHT-SIDE UP VIEW (int. dimensions)

UPSIDE-DOWN VIEW (int. dimensions)



INSIDE WALL DIMENSIONS



Coating (Int):
Coating (Ext):

Seam Up: Tongue
Seam Dn: n/a

Wall Thickness: 5"
Floor Height: 6"

Height (Int): 36"
Height (Ext): 42"

Weight (Net): 3379 lb
Volume (Net): 0.86cu.yd