

Job Name: 25-1267B Grocery Owensboro KY
Job Location: Owensboro, KY
Contractor: Winwater Hartford KY Co.

PC: A. Chambers
 TECH: J. Coppage
 Plant: Beaver Dam



Structure ID: CBI-E4 (KYTC CBI TY F)

Spec: Storm Rim: 400.83' Sump: 2.25" Floor (Bot): 396.726'
 Type: BX 8inW, 8inF Invert: 397.58' Floor (Top): 397.393' Overall Height: 3.917'
 Size: 24" x 36" Rim to Invert: 3.25' Floor Height: 8" Slack: 2.25"

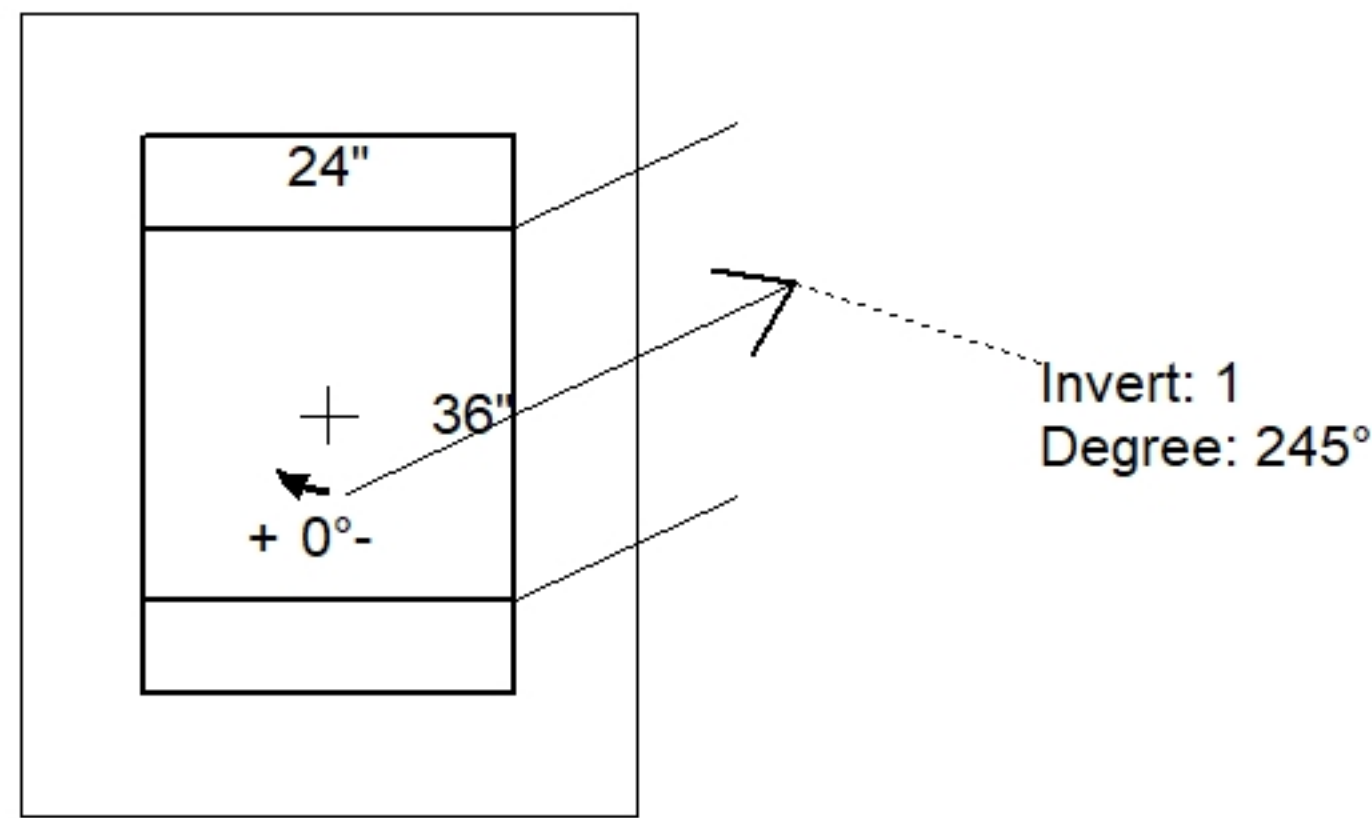
Structure Notes:

1. JR HOE HOE-465 PROVIDED BY ICAST.
2. KYTC CBI TYPE F / ASTM C913 SPECIFICATIONS.
3. CONCRETE = 4,000 PSI AT 28 DAYS.
4. REINFORCING PER ASTM A615 (GRADE 60).
 - WALLS (As .31) #5 BARS AT 12" C.C.E.W.
 - FLOOR (As .31) #5 BARS AT 12" C.C.E.W.


STRUCTURE SUMMARY:

P3) 24" x 24" - CASTING HEIGHT - 5"	0 lb
P2) 24" x 36" - BX FLAT LID 8inW w/24"x24" HOLE - 8"	1010 lb
P1) 24" x 36" - BOX BASE 8inW, 8inF, Variable Ht - 26"	3768 lb
1) CASTING - HOE KY-465 SET (CBI TY F)	465 lb
1) 24" x 36" - SGL 1"x14.5' Butyl	0 lb
1) 24" x 24" - SGL 1"x14.5' Butyl	0 lb
1) Hole - 22	0 lb

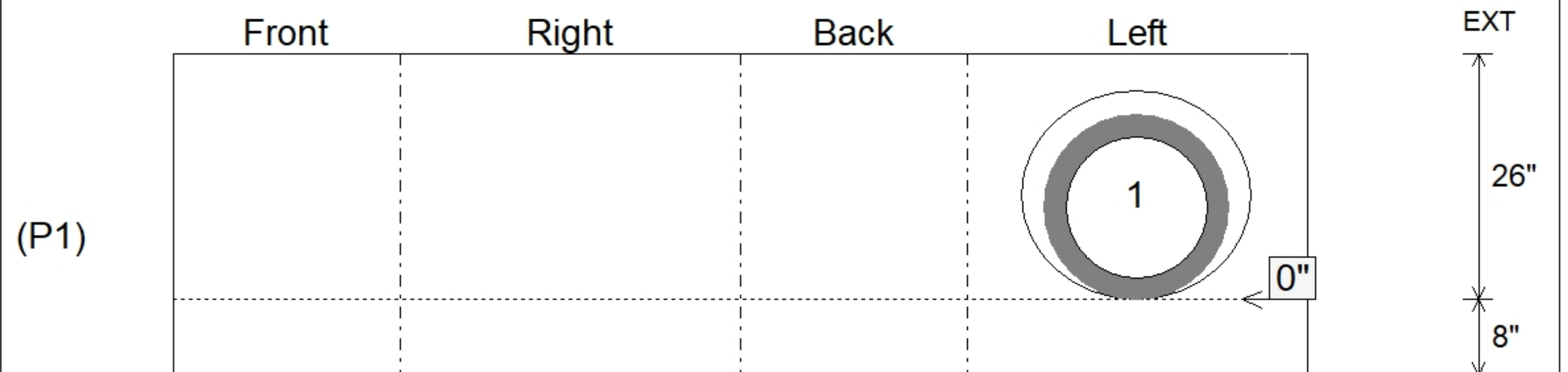
Structure Total:	5242 lb



Position	Elev	Angle	Pipe	Pipe OD	Hole	Connector	Up (L)	Ref
Rim	400.83'							
Reducer								
Invert 1	397.58'	245°	15" RCP B WALL	19.5"	22"	Hole 22	0"	P1
Invert 2								
Invert 3								
Invert 4								
Invert 5								
Invert 6								
Invert 7								
Invert 8								



Default - Interior Dimensions



Submittal Drawing
 10/9/2025 10:40:27 AM

SUBMITTAL
 APPROVED BY: