

Job Name: 25-1267B Grocery Owensboro KY
 Job Location: Owensboro, KY
 Contractor: Winwater Hartford KY Co.

Plant: Beaver Dam

Tech: J. Coppage

9/18/2025 12:09:31 PM

PC: A. Chambers



Structure ID: CBI-E4 (KYTC CBI TY F)

P1 BX2436-08BVF

BOX BASE 8inW, 8inF, Variable Ht

- P3) 24" x 24" - CASTING HEIGHT - 5"
- P2) 24" x 36" - BX FLAT LID 8inW w/24"x24" HOLE - 8"
- P1) 24" x 36" - BOX BASE 8inW, 8inF, Variable Ht - 26"
- 1) 24" x 36" - SGL 1"x14.5' Butyl
- 1) 24" x 24" - SGL 1"x14.5' Butyl
- 1) Hole - 22"

- Structure Notes:**
1. JR HOE HOE-465 PROVIDED BY ICAST.
 2. KYTC CBI TYPE F / ASTM C913 SPECIFICATIONS.
 3. CONCRETE = 4,000 PSI AT 28 DAYS.
 4. REINFORCING PER ASTM A615 (GRADE 60).
 - WALLS (As .31) #5 BARS AT 12" C.C.E.W.
 - FLOOR (As .31) #5 BARS AT 12" C.C.E.W.

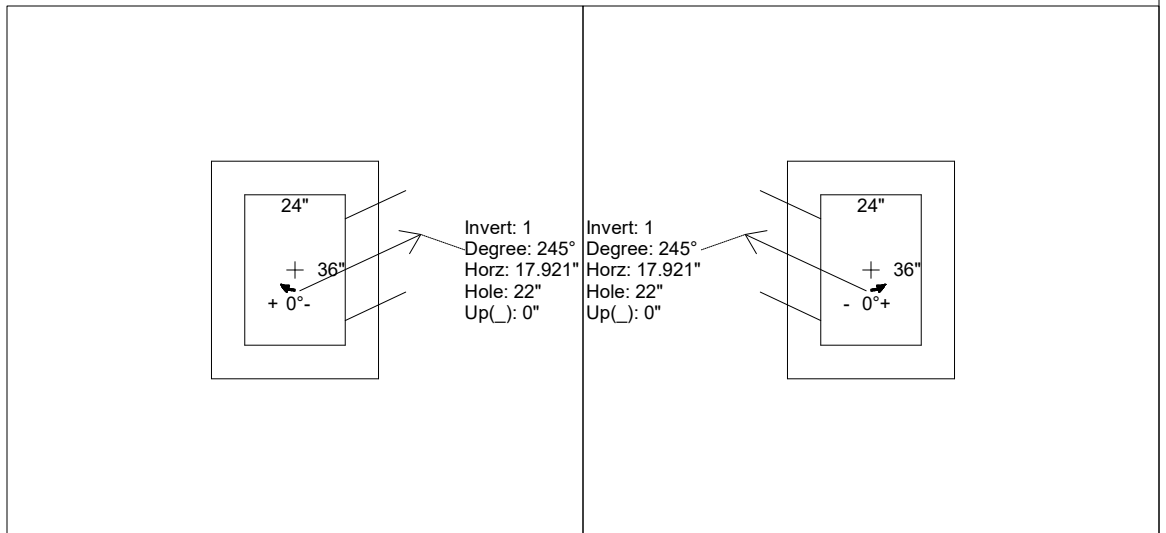
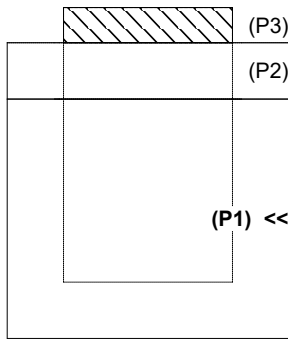
Structure Total: 4777 lb

Rim: 400.83' Rim to Invert: 3.25' Slack: 2.25" Sump: 2.25" Step Position:

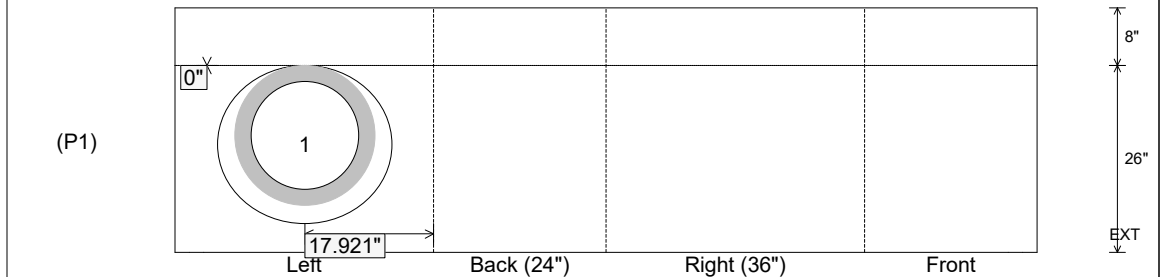
Position	Elev	Angle	Ext. (cw)	Pipe	Pipe OD	Connector	Hole	Horz Size	Up ()	Offset
Invert 1	397.58'	245°	22.191"	15" RCP B WALL	19.5"	Hole 22	22"	24.274"	0"	5"
Invert 2										
Invert 3										
Invert 4										
Invert 5										
Invert 6										
Invert 7										
Invert 8										

RIGHT-SIDE UP VIEW (int. dimensions)

UPSIDE-DOWN VIEW (int. dimensions)



INSIDE WALL DIMENSIONS



Coating (Int):
 Coating (Ext):

Seam Up: Flat
 Seam Dn: n/a

Wall Thickness: 8"
 Floor Height: 8"

Height (Int): 26"
 Height (Ext): 34"

Weight (Net): 3768 lb
 Volume (Net): 0.96cu.yd