

Job Name: 25-1267B Grocery Owensboro KY
Job Location: Owensboro, KY
Contractor: Winwater Hartford KY Co.

PC: A. Chambers
 TECH: J. Coppage
 Plant: Beaver Dam



Structure ID: **CBI-C4**

Spec: Storm
 Type: BX 8inW, 8inF
 Size: 24" x 36"

Rim: 396.42'
 Invert: 393.48'
 Rim to Invert: 2.94'

Sump: 2.5"
 Floor (Top): 393.272'
 Floor Height: 8"

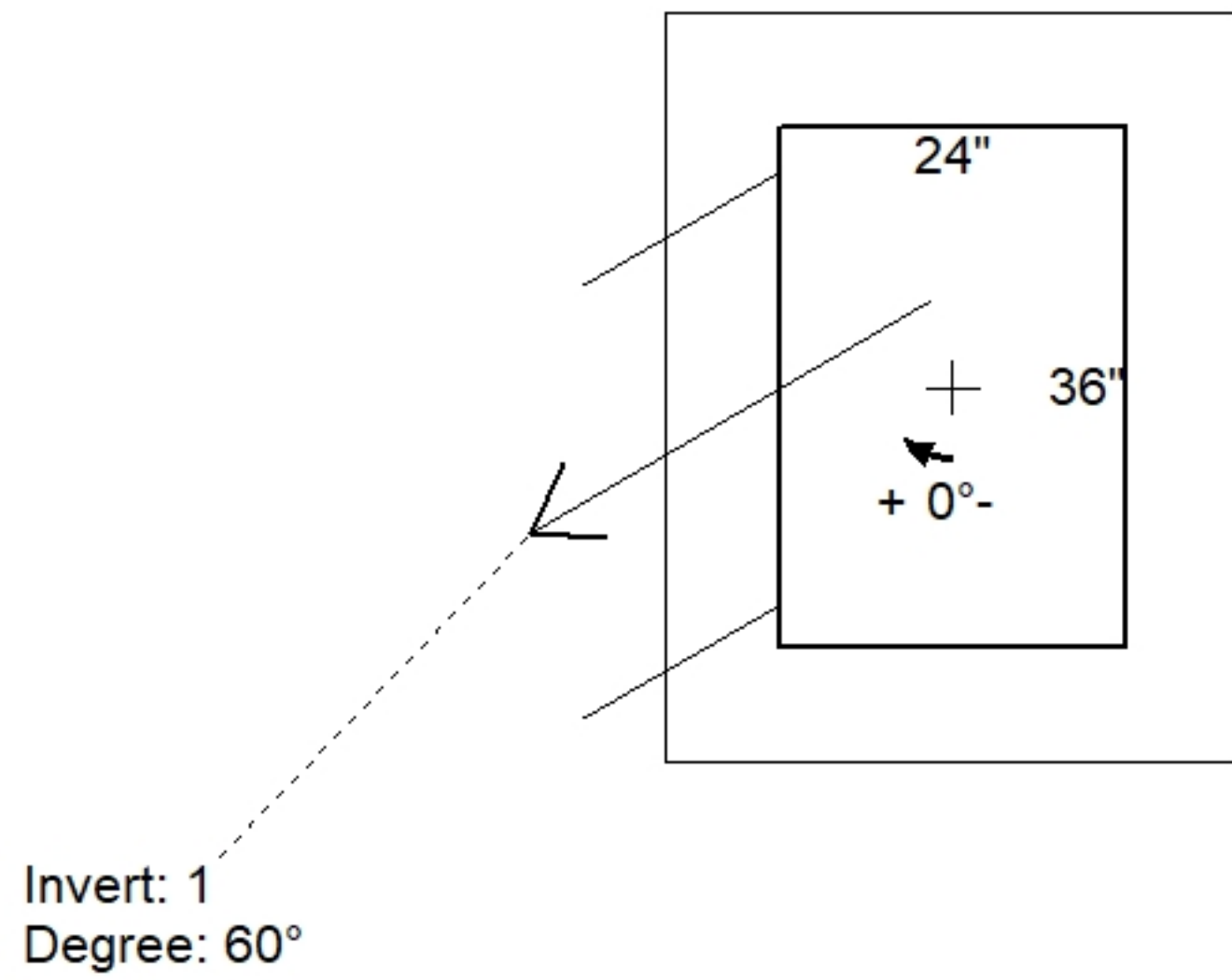
Floor (Bot): 392.605'
 Overall Height: 3.667'
 Slack: 1.78"

Structure Notes:


1. JR-HOE 525 F/G/H PROVIDED BY ICAST. FLAT GRATE NOT LV.
2. PER ASTM C913 SPECIFICATIONS.
3. CONCRETE = 4,000 PSI AT 28 DAYS.
4. REINFORCING PER ASTM A615 (GRADE 60).
 - TOP SLAB (As .62) #5 BARS AT 6" C.C.E.W.
 - WALLS (As .12) #5 BARS AT 12" C.C.E.W.
 - FLOOR (As .12) #5 BARS AT 12" C.C.E.W.

STRUCTURE SUMMARY:

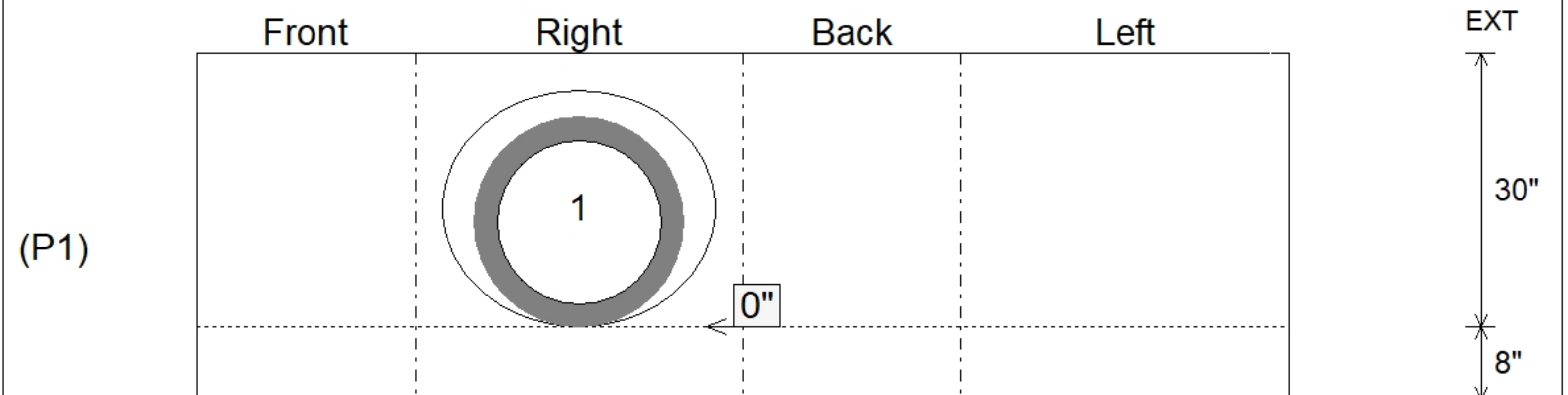
P2) 24" x 36" - CASTING HEIGHT - 6"	0 lb
P1) 24" x 36" - BOX BASE 8inW, 8inF, Variable Ht - 30"	4046 lb
1) CASTING - HOE 525 SET FLAT GRATE (F/G/H)	442 lb
1) 24" x 36" - SGL 1"x14.5' Butyl	0 lb
1) Hole - 26	0 lb
Structure Total:	4488 lb



Position	Elev	Angle	Pipe	Pipe OD	Hole	Connector	Up ()	Ref
Rim	396.42'							
Reducer								
Invert 1	393.48'	60°	18" RCP B WALL	23"	26"	Hole 26	0"	P1
Invert 2								
Invert 3								
Invert 4								
Invert 5								
Invert 6								
Invert 7								
Invert 8								



Default - Interior Dimensions



Submittal Drawing
 10/9/2025 10:40:18 AM

SUBMITTAL
 APPROVED BY: