

Job Name: 25-1267B Grocery Owensboro KY  
 Job Location: Owensboro, KY  
 Contractor: Winwater Hartford KY Co.

Plant: Beaver Dam

Tech: J. Coppage

9/18/2025 12:09:17 PM

PC: A. Chambers



**Structure ID: CBI-C3.2**

**P1 MH048BA48**

**MH BASE Custom Ht**

- P4) 24" x 36" - CASTING HEIGHT - 6"
- P3) 24" x 36" - GRADE RING - 3"
- P2) 48" - MH FLAT TOP w/24"x36" Hole - 12"
- P1) 48" - MH BASE Custom Ht - 48"
- 1) 48" - SGL 1"x14.5' Butyl (2x)
- 1) Hole - 26
- 1) Hole - 24
- 4) MH Step ML-10-TDS-NCR - 10"

- Structure Notes:**
1. JBS 3080-V PROVIDED BY ICAST.
  2. PER ASTM C478 SPECIFICATIONS.
  3. CONCRETE = 4,000 PSI AT 28 DAYS.
  4. REINFORCING PER ASTM A615 (GRADE 60).  
 - TOP SLAB (As .62) #5 BARS AT 6" C.C.E.W..  
 - RISER/WALLS (As .12)  
 - FLOOR (As .31) #5 BARS AT 12" C.C.E.W.

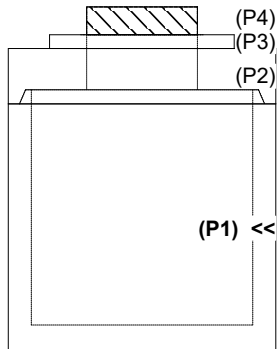
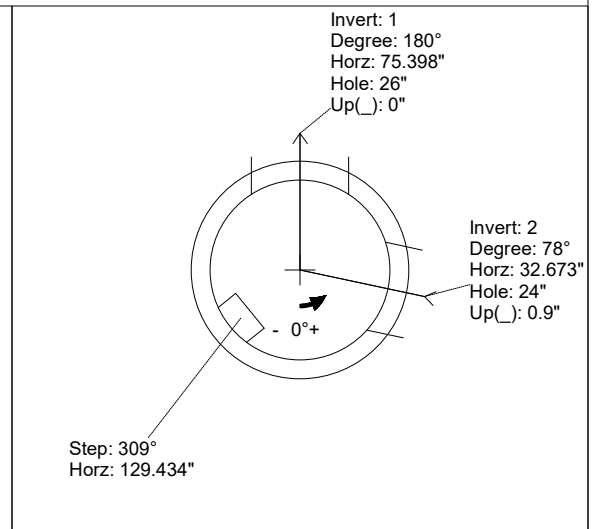
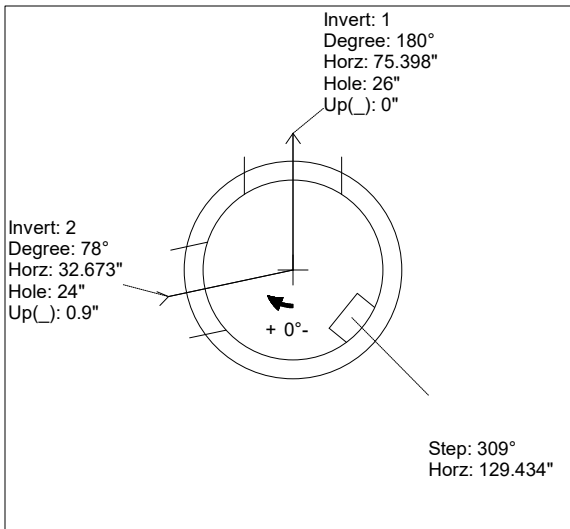
Structure Total: 5859 lb

Rim: 401.94' Rim to Invert: 5.67' Slack: 1.54" Sump: 2.5" Step Position: 45°

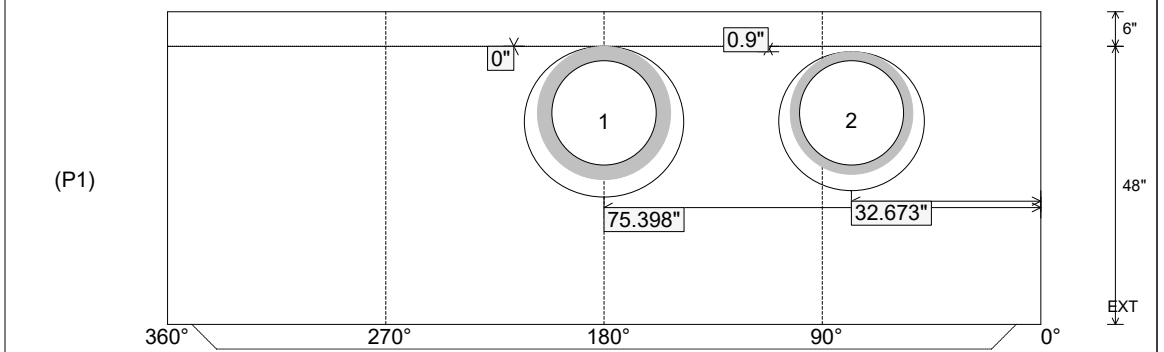
Position	Elev	Angle	Ext. (cw)	Pipe	Pipe OD	Connector	Hole	Horz Size	Up ( )	Offset
Invert 1	396.27'	180°	91.106"	18" RCP B WALL	23"	Hole 26	26"	27.476"	0"	0"
Invert 2	396.27'	78°	39.479"	18" HDPE	21.2"	Hole 24	24"	25.133"	0.9"	0"
Invert 3										
Invert 4										
Invert 5										
Invert 6										
Invert 7										
Invert 8										

RIGHT-SIDE UP VIEW (int. dimensions)

UPSIDE-DOWN VIEW (int. dimensions)



INSIDE WALL DIMENSIONS



Coating (Int):  
 Coating (Ext):

Seam Up: Tongue  
 Seam Dn: n/a

Wall Thickness: 5"  
 Floor Height: 6"

Height (Int): 48"  
 Height (Ext): 54"

Weight (Net): 4253 lb  
 Volume (Net): 1.09cu.yd