

Job Name: 25-1267B Grocery Owensboro KY
 Job Location: Owensboro, KY
 Contractor: Winwater Hartford KY Co.

Plant: Beaver Dam

9/18/2025 12:09:23 PM

Tech: J. Coppage

PC: A. Chambers



Structure ID: CBI-B7

P1 MH048BA30

MH BASE Custom Ht

- P3) 24" x 36" - CASTING HEIGHT - 6"
- P2) 48" - MH FLAT TOP w/24"x36" Hole - 12"
- P1) 48" - MH BASE Custom Ht - 30"
- 1) 48" - SGL 1"x14.5' Butyl (2x)
- 2) Hole - 24"
- 2) MH Step ML-10-TDS-NCR - 10"

- Structure Notes:**
1. JBS 3080-V PROVIDED BY ICAST.
 2. PER ASTM C478 SPECIFICATIONS.
 3. CONCRETE = 4,000 PSI AT 28 DAYS.
 4. REINFORCING PER ASTM A615 (GRADE 60).
 - TOP SLAB (As .62) #5 BARS AT 6" C.C.E.W..
 - RISER/WALLS (As .12)
 - FLOOR (As .31) #5 BARS AT 12" C.C.E.W.

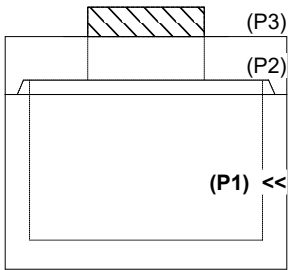
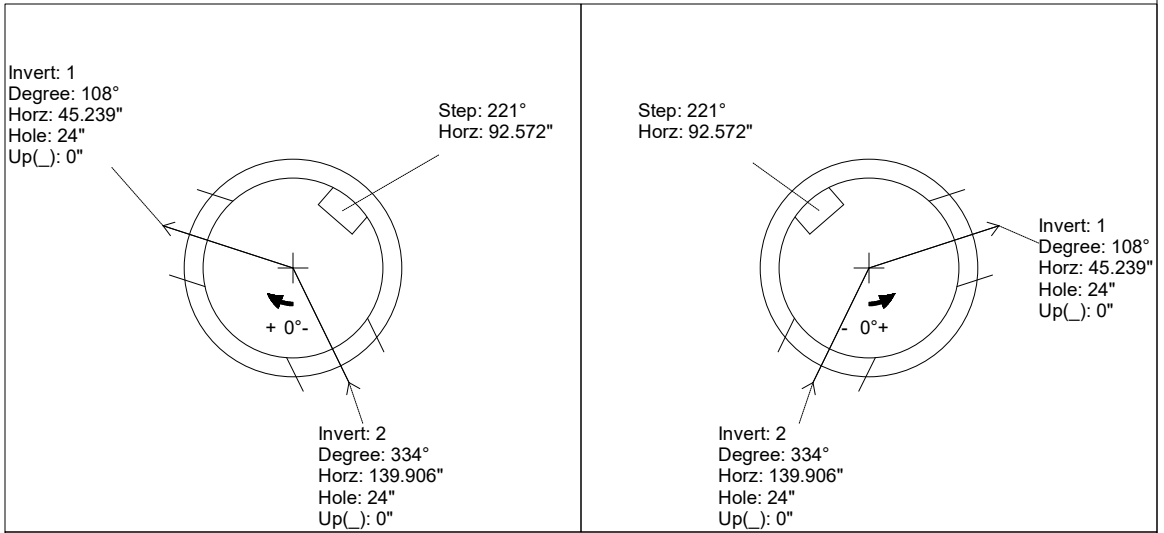
Structure Total: 4332 lb

Rim: 403.38' Rim to Invert: 4.09' Slack: 2.68" Sump: 1.6" Step Position: 221°

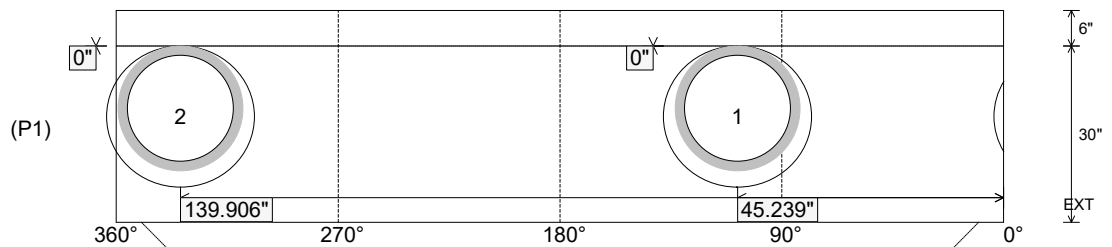
| Position | Elev | Angle | Ext. (cw) | Pipe | Pipe OD | Connector | Hole | Horz Size | Up () | Offset |
|----------|---------|-------|-----------|----------|---------|-----------|------|-----------|--------|--------|
| Invert 1 | 399.29' | 108° | 54.664" | 18" HDPE | 21.2" | Hole 24 | 24" | 25.133" | 0" | 0" |
| Invert 2 | 399.29' | 334° | 169.053" | 18" HDPE | 21.2" | Hole 24 | 24" | 25.133" | 0" | 0" |
| Invert 3 | | | | | | | | | | |
| Invert 4 | | | | | | | | | | |
| Invert 5 | | | | | | | | | | |
| Invert 6 | | | | | | | | | | |
| Invert 7 | | | | | | | | | | |
| Invert 8 | | | | | | | | | | |

RIGHT-SIDE UP VIEW (int. dimensions)

UPSIDE-DOWN VIEW (int. dimensions)



INSIDE WALL DIMENSIONS



Coating (Int):
Coating (Ext):

Seam Up: Tongue
Seam Dn: n/a

Wall Thickness: 5"
Floor Height: 6"

Height (Int): 30"
Height (Ext): 36"

Weight (Net): 3032 lb
Volume (Net): 0.77cu.yd