

Job Name: 25-1267B Grocery Owensboro KY
 Job Location: Owensboro, KY
 Contractor: Winwater Hartford KY Co.

Plant: Beaver Dam

Tech: J. Coppage

9/18/2025 12:09:22 PM

PC: A. Chambers



Structure ID: CBI-B6

P1 MH048BA36

MH BASE

- P3) 24" x 36" - CASTING HEIGHT - 6"
- P2) 48" - MH FLAT TOP w/24"x36" Hole - 7"
- P1) 48" - MH BASE - 36"
- 1) 48" - SGL 1"x14.5' Butyl (2x)
- 1) Hole - 30
- 1) Hole - 24
- 3) MH Step ML-10-TDS-NCR - 10"

- Structure Notes:
1. JBS 3080-V PROVIDED BY ICAST.
 2. PER ASTM C478 SPECIFICATIONS.
 3. CONCRETE = 4,000 PSI AT 28 DAYS.
 4. REINFORCING PER ASTM A615 (GRADE 60).
 - TOP SLAB (As .62) #5 BARS AT 6" C.C.E.W..
 - RISER/WALLS (As .12)
 - FLOOR (As .31) #5 BARS AT 12" C.C.E.W.

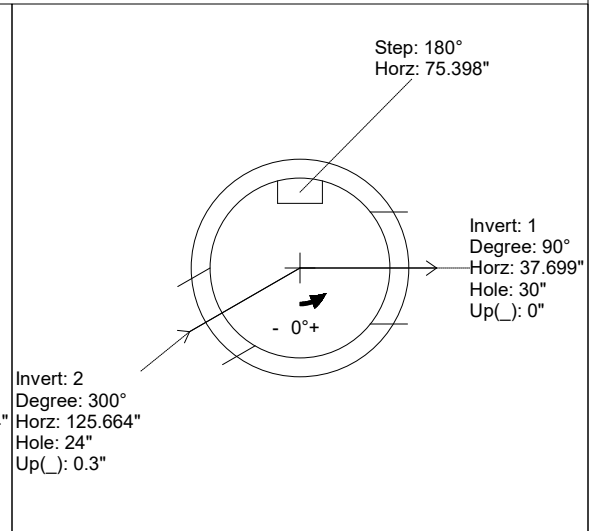
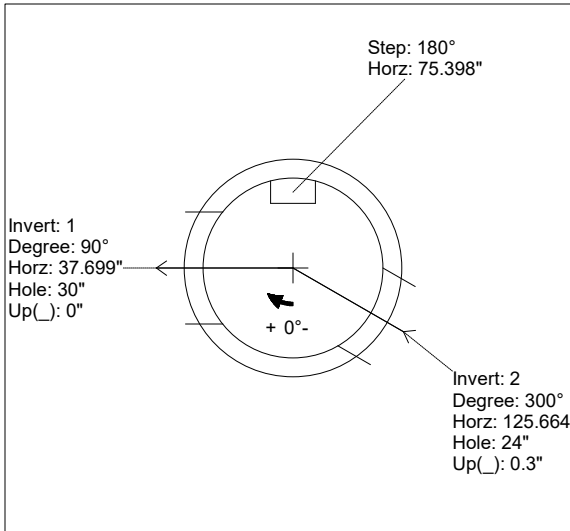
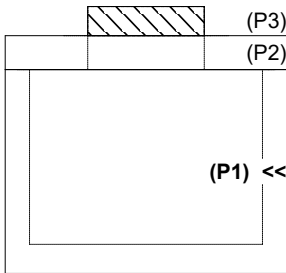
Structure Total: 4376 lb

Rim: 402.93' Rim to Invert: 4.13' Slack: 2.46" Sump: 1.9" Step Position: 180°

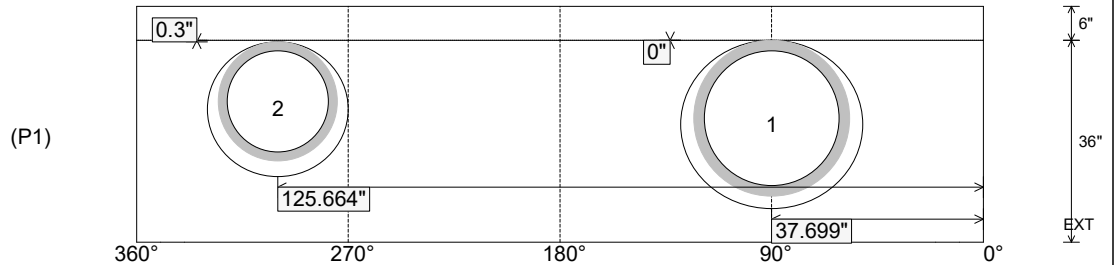
Position	Elev	Angle	Ext. (cw)	Pipe	Pipe OD	Connector	Hole	Horz Size	Up ()	Offset
Invert 1	398.8'	90°	45.553"	24" HDPE	27.8"	Hole 30	30"	32.406"	0"	0"
Invert 2	398.8'	300°	151.844"	18" HDPE	21.2"	Hole 24	24"	25.133"	0.3"	0"
Invert 3										
Invert 4										
Invert 5										
Invert 6										
Invert 7										
Invert 8										

RIGHT-SIDE UP VIEW (int. dimensions)

UPSIDE-DOWN VIEW (int. dimensions)



INSIDE WALL DIMENSIONS



Coating (Int):
 Coating (Ext):

Seam Up: Flat
 Seam Dn: n/a

Wall Thickness: 5"
 Floor Height: 6"

Height (Int): 36"
 Height (Ext): 42"

Weight (Net): 3332 lb
 Volume (Net): 0.85cu.yd