

Job Name: 25-1267B Grocery Owensboro KY
 Job Location: Owensboro, KY
 Contractor: Winwater Hartford KY Co.

Plant: Beaver Dam

Tech: J. Coppage

9/18/2025 12:09:02 PM

PC: A. Chambers



Structure ID: CBI-A4

P1 MH060BAVF

MH BASE Custom Ht

- P3) 24" x 36" - CASTING HEIGHT - 6"
- P2) 60" - MH FLAT TOP w/24"x36" Hole - 13"
- P1) 60" - MH BASE Custom Ht - 63"
- 1) 60" - SGL 1"x14.5' Butyl (2x)
- 2) Hole - 44
- 1) Hole - 12
- 5) MH Step ML-10-TDS-NCR - 10"

- Structure Notes:
1. JBS 3080-V PROVIDED BY ICAST.
 2. PER ASTM C478 SPECIFICATIONS.
 3. CONCRETE = 4,000 PSI AT 28 DAYS.
 4. REINFORCING PER ASTM A615 (GRADE 60).
 - TOP SLAB (As .62) #5 BARS AT 6" C.C.E.W..
 - RISER/WALLS (As .18)
 - FLOOR (As .37) #5 BARS AT 10" C.C.E.W.

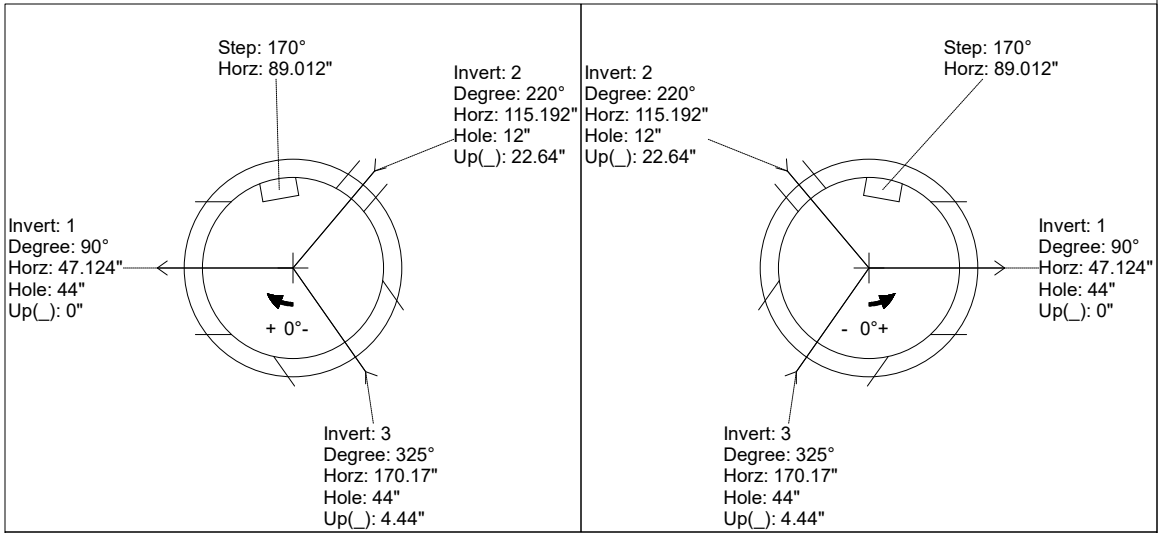
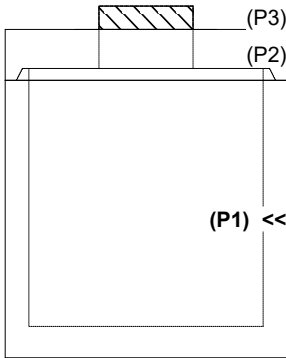
Structure Total: 11720 lb

Rim: 404.52' Rim to Invert: 6.79' Slack: 2.33" Sump: 2.85" Step Position: 155°

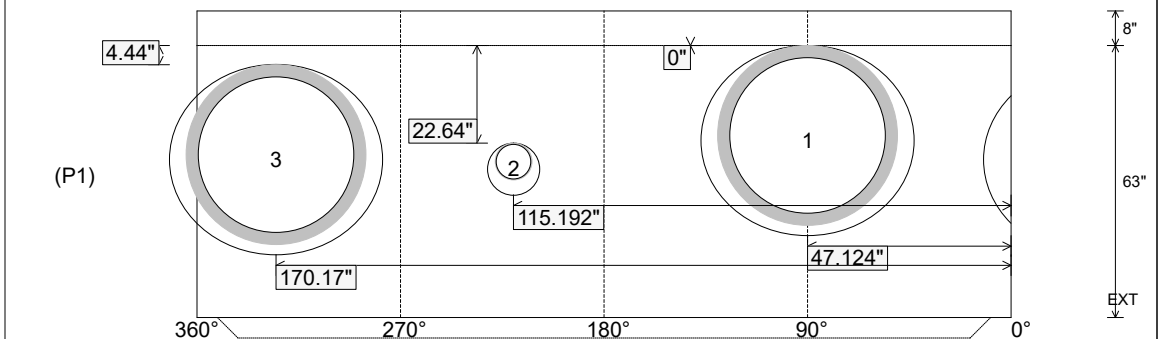
Position	Elev	Angle	Ext. (cw)	Pipe	Pipe OD	Connector	Hole	Horz Size	Up ()	Offset
Invert 1	397.73'	90°	56.549"	36" HDPE	41.7"	Hole 44	44"	49.393"	0"	0"
Invert 2	399.4'	220°	138.23"	8" PVC SDR35	8.5"	Hole 12	12"	12.081"	22.64"	0"
Invert 3	398.1'	325°	204.204"	36" HDPE	41.7"	Hole 44	44"	49.393"	4.44"	0"
Invert 4										
Invert 5										
Invert 6										
Invert 7										
Invert 8										

RIGHT-SIDE UP VIEW (int. dimensions)

UPSIDE-DOWN VIEW (int. dimensions)



INSIDE WALL DIMENSIONS



Coating (Int):
 Coating (Ext):

Seam Up: Tongue
 Seam Dn: n/a

Wall Thickness: 6"
 Floor Height: 8"

Height (Int): 63"
 Height (Ext): 71"

Weight (Net): 7570 lb
 Volume (Net): 1.93cu.yd