

Job Name: 25-1267B Grocery Owensboro KY
 Job Location: Owensboro, KY
 Contractor: Winwater Hartford KY Co.

Plant: Beaver Dam

9/18/2025 12:09:25 PM

Tech: J. Coppage

PC: A. Chambers



Structure ID: CB-F4

P1 BX3030-06VH

BOX BASE 6inW, 6inF, Variable Ht

P2) 30" x 30" - CASTING HEIGHT - 4"
 P1) 30" x 30" - BOX BASE 6inW, 6inF, Variable Ht - 32"
 1) 30" x 30" - SGL 1"x14.5' Butyl
 1) Hole - 26

0 lb
 2941 lb
 0 lb
 0 lb

 Structure Total: 2941 lb

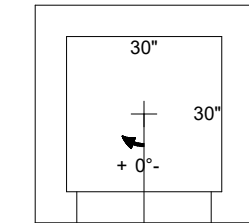
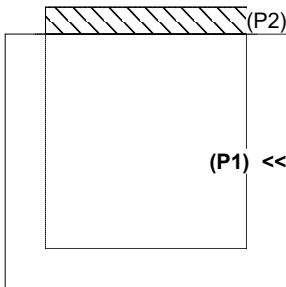
Structure Notes:
 1. JR HOE HOE-468 PROVIDED BY ICAST.
 2. PER ASTM C913 SPECIFICATIONS.
 3. CONCRETE = 4,000 PSI AT 28 DAYS.
 4. REINFORCING PER ASTM A615 (GRADE 60).
 - WALLS (As .12) #5 BARS AT 12" C.C.E.W.
 - FLOOR (As .12) #5 BARS AT 12" C.C.E.W.

Rim: 400.5' Rim to Invert: 2.96' Slack: 2.02" Sump: 2.5" Step Position:

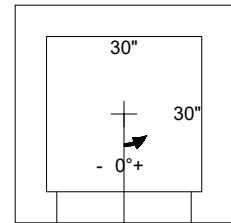
Position	Elev	Angle	Ext. (cw)	Pipe	Pipe OD	Connector	Hole	Horz Size	Up ()	Offset
Invert 1	397.54'	0°	21"	18" RCP B WALL	23"	Hole 26	26"	26"	0"	0"
Invert 2										
Invert 3										
Invert 4										
Invert 5										
Invert 6										
Invert 7										
Invert 8										

RIGHT-SIDE UP VIEW (int. dimensions)

UPSIDE-DOWN VIEW (int. dimensions)

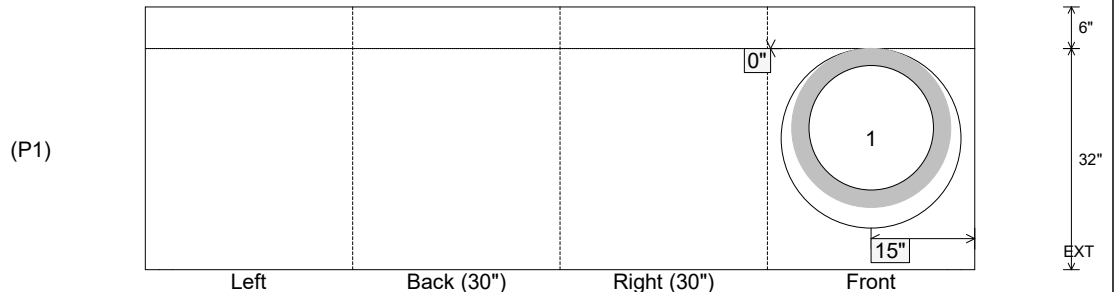


Invert: 1
 Degree: 0°
 Horz: 15"
 Hole: 26"
 Up(): 0"



Invert: 1
 Degree: 0°
 Horz: 15"
 Hole: 26"
 Up(): 0"

INSIDE WALL DIMENSIONS



Coating (Int):
 Coating (Ext):

Seam Up: Flat
 Seam Dn: n/a

Wall Thickness: 6"
 Floor Height: 6"

Height (Int): 32"
 Height (Ext): 38"

Weight (Net): 2941 lb
 Volume (Net): 0.75cu.yd