

Job Name: 25-1267B Grocery Owensboro KY
 Job Location: Owensboro, KY
 Contractor: Winwater Hartford KY Co.

Plant: Beaver Dam

9/18/2025 12:09:19 PM

Tech: J. Coppage

PC: A. Chambers



Structure ID: CB-C3.3

P1 MH048BAVF

MH BASE Custom Ht

- P2) 48" - MH MONOTOP Special, Custom Ht - 27"
- P1) 48" - MH BASE Custom Ht - 28"
- 1) 48" - SGL 1"x14.5' Butyl (2x)
- 1) Hole - 24
- 4) Horiz Slot - 30"x6"
- 4) MH Step ML-10-TDS-NCR - 10"

2248 lb
 3089 lb
 0 lb
 0 lb
 0 lb
 0 lb

 Structure Total: 5337 lb

Structure Notes:

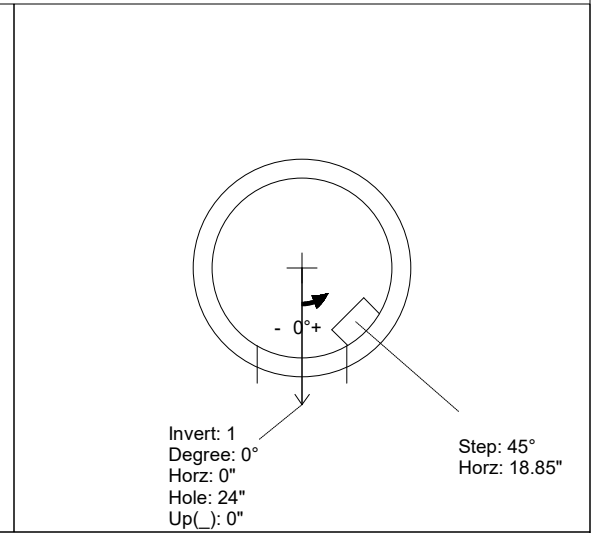
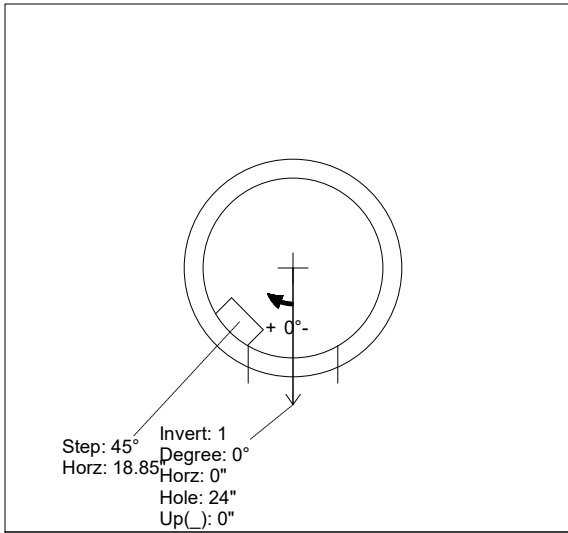
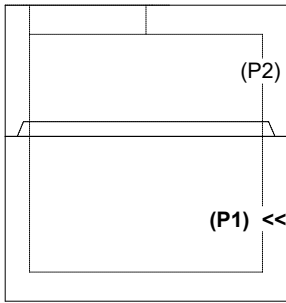
1. JR HOE MCS-288 STORM PROVIDED BY ICAST.
2. PER ASTM C478 SPECIFICATIONS.
3. CONCRETE = 4,000 PSI AT 28 DAYS.
4. REINFORCING PER ASTM A615 (GRADE 60).
 - TOP SLAB (As .62) #5 BARS AT 6" C.C.E.W..
 - RISER/WALLS (As .12)
 - FLOOR (As .31) #5 BARS AT 12" C.C.E.W.
5. CASTING FRAME TO BE CAST INTO THE MONOTOP.

Rim: 401.5' Rim to Invert: 4.5' Slack: 0.6" Sump: 1.6" Step Position: 45°

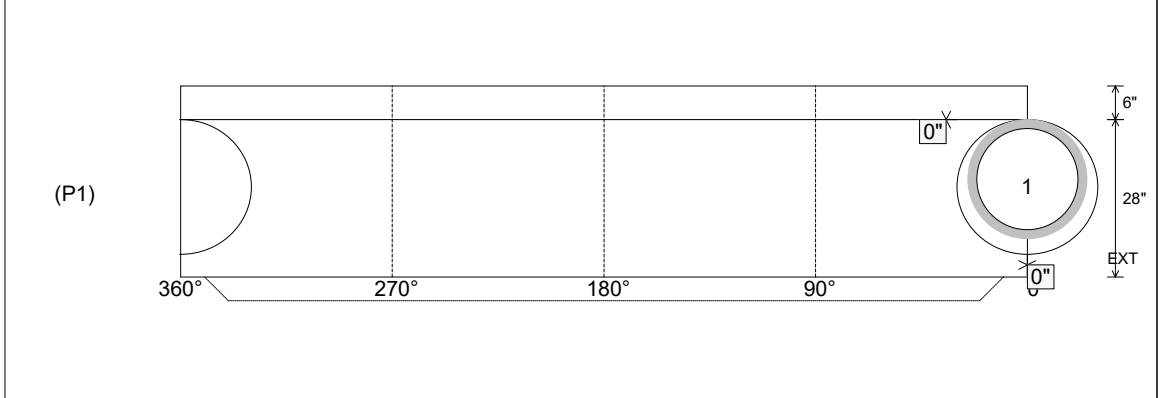
Position	Elev	Angle	Ext. (cw)	Pipe	Pipe OD	Connector	Hole	Horz Size	Up ()	Offset
Invert 1	397'	0°	0"	18" HDPE	21.2"	Hole 24	24"	25.133"	0"	0"
Invert 2										
Invert 3										
Invert 4										
Invert 5										
Invert 6										
Invert 7										
Invert 8										

RIGHT-SIDE UP VIEW (int. dimensions)

UPSIDE-DOWN VIEW (int. dimensions)



INSIDE WALL DIMENSIONS



Coating (Int):
 Coating (Ext):

Seam Up: Tongue
 Seam Dn: n/a

Wall Thickness: 5"
 Floor Height: 6"

Height (Int): 28"
 Height (Ext): 34"

Weight (Net): 3089 lb
 Volume (Net): 0.79cu.yd