

Job Name: 25-1267B Grocery Owensboro KY  
 Job Location: Owensboro, KY  
 Contractor: Winwater Hartford KY Co.

Plant: Beaver Dam

9/18/2025 12:09:08 PM

Tech: J. Coppage

PC: A. Chambers



**Structure ID: CB-A5.3**

**P1 BX3030-06VH**

**BOX BASE 6inW, 6inF, Variable Ht**

- P2) 30" x 30" - CASTING HEIGHT - 4"
- P1) 30" x 30" - BOX BASE 6inW, 6inF, Variable Ht - 36"
- 1) 30" x 30" - SGL 1"x14.5' Butyl
- 1) DOGHOUSE INVRTD - 34"x36"

0 lb  
 3085 lb  
 0 lb  
 0 lb  
 -----  
 Structure Total: 3085 lb

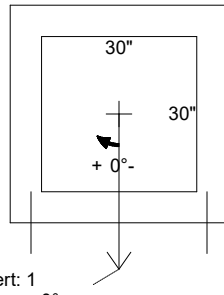
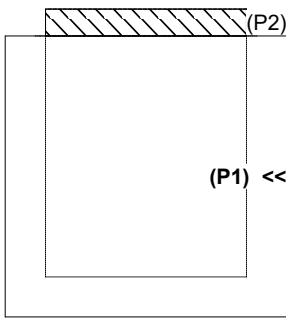
- Structure Notes:
1. JR HOE HOE-468 PROVIDED BY ICAST.
  2. PER ASTM C913 SPECIFICATIONS.
  3. CONCRETE = 4,000 PSI AT 28 DAYS.
  4. REINFORCING PER ASTM A615 (GRADE 60).  
 - TOP SLAB (As .62) #5 BARS AT 6" C.C.E.W.  
 - WALLS (As .12) #5 BARS AT 12" C.C.E.W.  
 - FLOOR (As .12) #5 BARS AT 12" C.C.E.W.

Rim: 402.8' Rim to Invert: 3.22' Slack: 1.64" Sump: 3" Step Position:

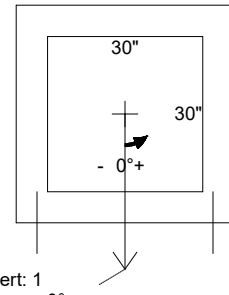
Position	Elev	Angle	Ext. (cw)	Pipe	Pipe OD	Connector	Hole	Horz Size	Up ( )	Offset
Invert 1	399.58'	0°	21"	24" RCP B WALL	30"	DOGHOUSE INVRTD 34"x36"	34" x 36"	32"	0"	0"
Invert 2										
Invert 3										
Invert 4										
Invert 5										
Invert 6										
Invert 7										
Invert 8										

RIGHT-SIDE UP VIEW (int. dimensions)

UPSIDE-DOWN VIEW (int. dimensions)

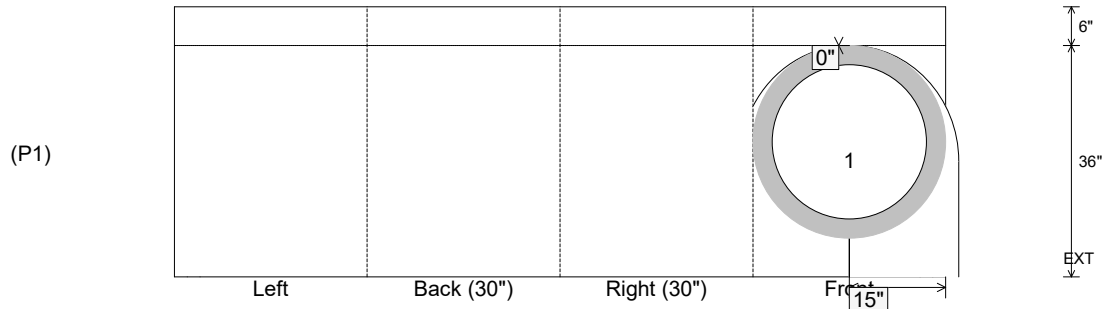


Invert: 1  
 Degree: 0°  
 Horz: 15"  
 Hole: 34" x 36"  
 Up( ): 0"



Invert: 1  
 Degree: 0°  
 Horz: 15"  
 Hole: 34" x 36"  
 Up( ): 0"

INSIDE WALL DIMENSIONS



Coating (Int):  
 Coating (Ext):

Seam Up: Flat  
 Seam Dn: n/a

Wall Thickness: 6"  
 Floor Height: 6"

Height (Int): 36"  
 Height (Ext): 42"

Weight (Net): 3085 lb  
 Volume (Net): 0.79cu.yd