


Job Name: 25-1192 Geiger St. & 10th St. Reconstruction
 Job Location: Huntingberg, IN
 Contractor: Cooper Contracting

Plant: Beaver Dam
 9/24/2025 7:30:59 AM

Tech: C.Russ
 PC: E.Bradley



Structure ID: CBI 104

P1 BX036066-06BAVF

BOX BASE 6inW, 6inF, Variable Ht F/n

- P3) 24" x 24" - CASTING HEIGHT - 5.75"
- P2) 36" x 66" - BX FLAT LID 6inW w/24"x24" HOLE F/F - 6"
- P1) 36" x 66" - BOX BASE 6inW, 6inF, Variable Ht F/n - 29"
- 1) 36" x 66" - Conseal CS-102 1.00"
- 1) 24" x 24" - Conseal CS-102 1.00"
- 2) Hole - 24"

0 lb
 1595 lb
 4815 lb
 0 lb
 0 lb
 0 lb

 Structure Total: 6410 lb

Structure Notes:

1. PER ASTM C913 SPECIFICATIONS.
2. CONCRETE = 4,000 PSI AT 28 DAYS.
3. NO INVERT CHANNEL.
4. CASTING BY OTHERS.

**SECONDARY POUR
 WALLS
 2,930 LBS**

Structure Total: 6410 lb

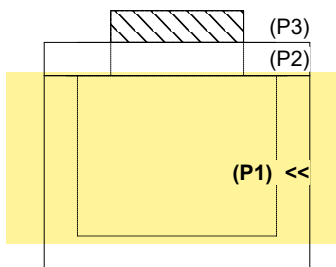

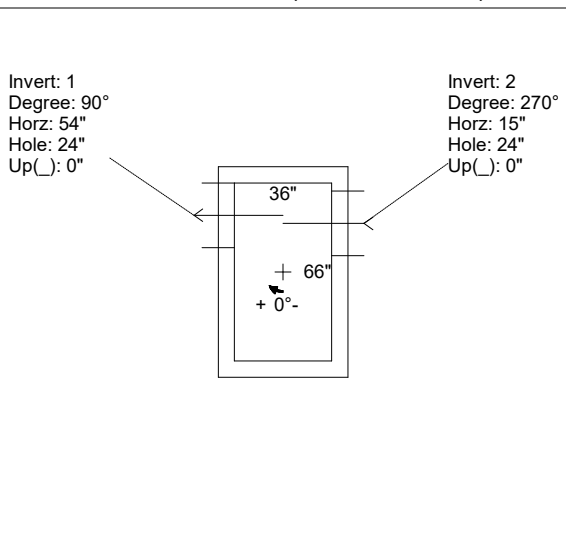
REINFORCING PER ASTM A615 (GRADE 60).
 - TOP SLAB (As .62) #5 BARS AT 6" C.C.E.W.
 - WALLS (As .31) #5 BARS AT 12" C.C.E.W.
 - FLOOR (As .31) #5 BARS AT 12" C.C.E.W.

Rim: 504.65' Rim to Invert: 3.32' Slack: 0.69" Sump: 1.6" Step Position:

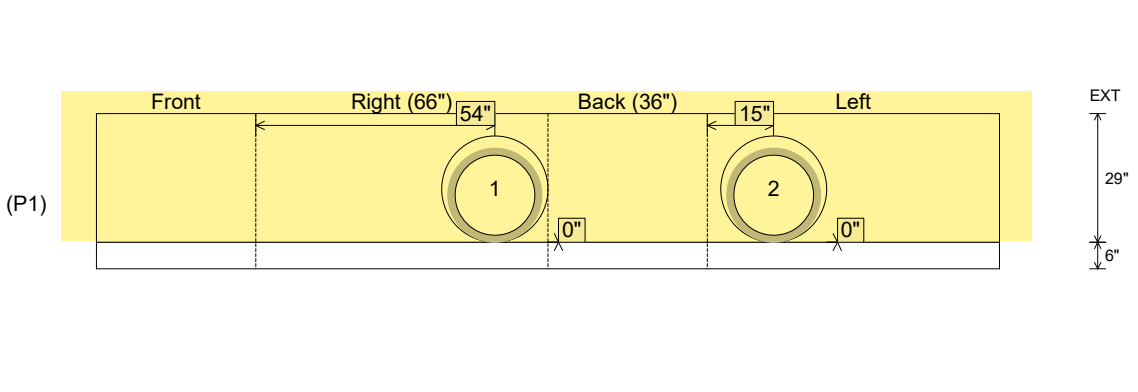
Position	Elev	Angle	Ext. (cw)	Pipe	Pipe OD	Connector	Hole	Horz Size	Up ()	Offset
Invert 1	501.33'	90°	60"	18" HDPE	21.2"	Hole 24	24"	24"	0"	21"
Invert 2	501.33'	270°	21"	18" HDPE	21.2"	Hole 24	24"	24"	0"	-18"
Invert 3										
Invert 4										
Invert 5										
Invert 6										
Invert 7										
Invert 8										

RIGHT-SIDE UP VIEW (int. dimensions)

UPSIDE-DOWN VIEW (int. dimensions)



INSIDE WALL DIMENSIONS



Coating (Int):
 Coating (Ext):

Seam Up: Flat
 Seam Dn: n/a

Wall Thickness: 6"
 Floor Height: 6"

Height (Int): 29"
 Height (Ext): 35"

Weight (Net): 4815 lb
 Volume (Net): 1.23cu.yd