


Job Name: 25-1145 - 7959 Poplar Creek  
 Job Location: Nashville, TN 37221  
 Contractor: Elite Constructors, Inc.

Plant: Beaver Dam, KY

Tech: K. Cardwell

11/17/2025 11:34:03 AM

PC: A. Chambers



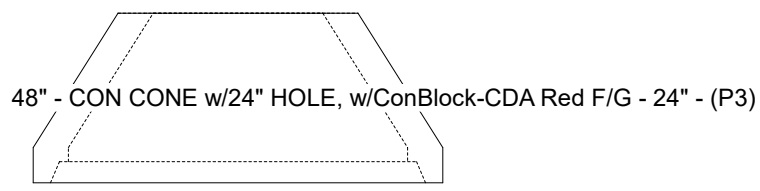
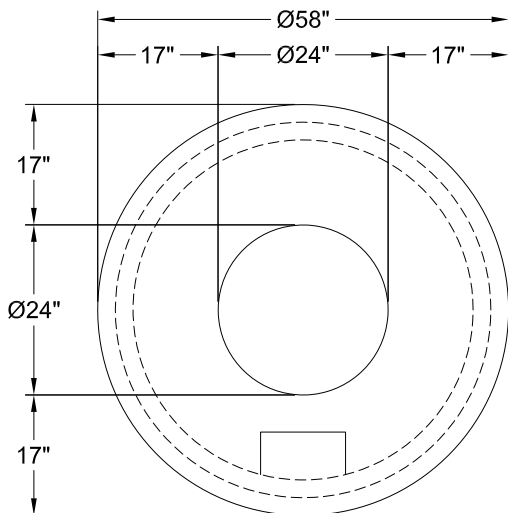
**Structure ID: MH-B1**

**P3 MH048CCN24CDARED**

**CON CONE w/24" HOLE, w/ConBlock-CDA Red F/G**

P5) 24" - CASTING HEIGHT - 6"	0 lb
P4) 24" - GRADE RING w/ConBlock-CDA Red F/F - 3"	202 lb
P3) 48" - CON CONE w/24" HOLE, w/ConBlock-CDA Red F/G - 24"	1297 lb
P2) 48" - MH RISER w/ConBlock-CDA Red T/G - 60"	4192 lb
P1) 48" - MH BASE w/ConBlock-CDA Red T/n - 24"	2911 lb
1) JOINT WRAP PRIMER - CONSEAL CS-75 (1 gal.)	0 lb
1) JOINT WRAP - 0.065"x6"x50' CONSEAL CS212	0 lb
1) 48" - MH INVERT CHANNEL w/ConBlock-CDA Red - FULL HEIGHT	1440 lb
1) CASTING - JBS 1155 F/C SANITARY	250 lb
2) 48" - Conseal CS-102 1.00" (Double)	0 lb
2) PSX - 12-08 NYLO	16 lb
9) MH Step ML-10-TDS-NCR - 10"	0 lb
Structure Total:	10308 lb

Structure Notes:  
 STATION: 12+10.92  
 1. PER ASTM C-478 SPECS  
 2. CONCRETE: 4,500 PSI AT 28 DAYS  
 3. REINFORCEMENT: PER ASTM A615  
 4. CONBLOCK CDA RED ADMIXTURE REQUIRED  
 5. INVERT CHANNEL REQUIRED  
 6. STEPS AT 253 DEGREES  
 7. JBS 1155 FRAME & COVER "SANITARY" SUPPLIED BY ICAST



Coating (Int): Coating (Ext):	Seam Up: Flat Seam Dn: Groove	Wall Thickness: 5"	Height (Ext): 24"	Weight (Net): 1297 lb Volume (Net): 0.33cu.yd
----------------------------------	----------------------------------	--------------------	-------------------	--