

Job Name: 25-1137B - East Bank Regional Pump Station
 Job Location: Nashville, TN
 Contractor: Garney Companies, Inc.

Plant: Beaver Dam

3/3/2026 11:46:23 AM

Tech: J. Coppage

PC: J. Jarvis



Structure ID: MH-008 12+92

P4 GR6X

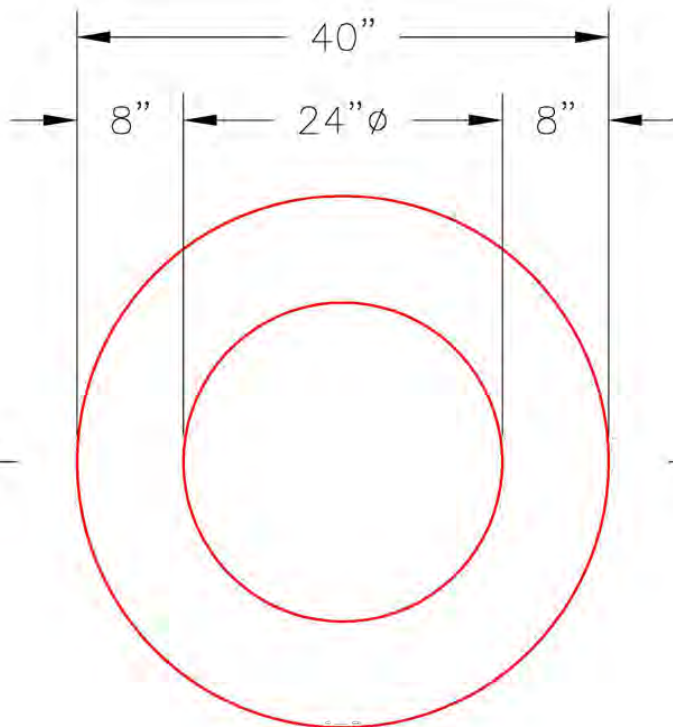
XYPEX GRADE RING

- P5) 24" - CASTING HEIGHT - 7"
- P4) 24" - XYPEX GRADE RING - 6"
- P3) 48" - CON XYPEX CONE w/24" HOLE - 36"
- P2) 48" - MH RISER w/XYPEX - 60"
- P1) 48" - MH BASE w/XYPEX - 54"
- 1) JOINT WRAP PRIMER - CONSEAL CS-75 (1 gal.)
- 1) JOINT WRAP - 0.065"x6"x50' CONSEAL CS212
- 1) 48" - SAN. INV. CHANNEL w/XYPEX - FULL HEIGHT
- 1) CASTING - JBS 1150 F/C SANITARY
- 2) 48" - Conseal CS-102 1.00" (Double)
- 2) Kor-N-Seal2 - S206-30

- Structure Notes:**
1. JBS-1150 METRO SANITARY BY ICAST.
 2. PER ASTM C478 SPECIFICATIONS.
 3. CONCRETE = 4,500 PSI AT 28 DAYS.
 4. REINFORCING PER ASTM A615 (GRADE 60)
- CONE (As .12)
 - RISER/WALLS (As .12)
 - FLOOR (As .31) #5 BARS AT 12" C.C.E.W.
- NOTE: KOR-N-SEAL BOOTS SUPPLIED BY OTHERS

0 lb
 405 lb
 2251 lb
 4192 lb
 4471 lb
 0 lb
 0 lb
 1440 lb
 250 lb
 0 lb
 13 lb

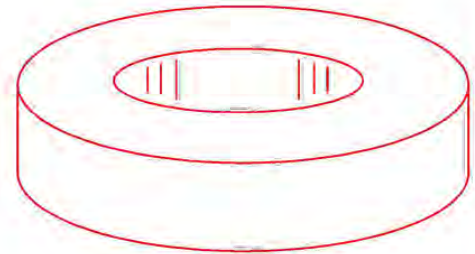
Structure Total: 13021 lb




PLAN VIEW

NOTES:

1. GRADE RINGS MEET OR EXCEED THE FOLLOWING SPECIFICATIONS:
 -CONCRETE: 4,000 PSI @ 28 DAYS,
 -REINFORCING: ASTM C-478.
2. WEIGHT: 6" 420 Lbs.
3. XYPEX ADMIXTURE REQUIRED



ISOMETRIC VIEW



SECTION A-A

Coating (Int):
 Coating (Ext):

Seam Up: Flat
 Seam Dn: Flat

Wall Thickness: 8"

Height (Ext): 6"

Weight (Net): 405 lb
 Volume (Net): 0.1cu.yd