

Job Name: 25-1137B - East Bank Regional Pump Station
 Job Location: Nashville, TN
 Contractor: Garney Companies, Inc.

Plant: Beaver Dam

Tech: J. Coppage

3/3/2026 11:46:21 AM

PC: J. Jarvis



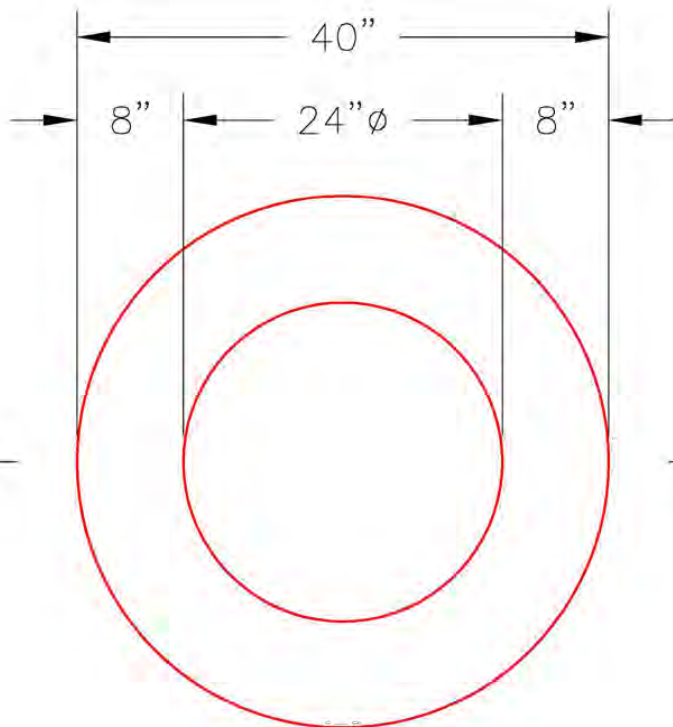
Structure ID: MH-007 12+69

P4 GR6X

XYPEX GRADE RING

- P5) 24" - CASTING HEIGHT - 7"
- P4) 24" - XYPEX GRADE RING - 6"
- P3) 48" - CON XYPEX CONE w/24" HOLE - 36"
- P2) 48" - MH RISER w/XYPEX - 72"
- P1) 48" - MH BASE Custom Ht, w/XYPEX - 49"
- 1) JOINT WRAP PRIMER - CONSEAL CS-75 (1 gal.)
- 1) JOINT WRAP - 0.065"x6"x50' CONSEAL CS212
- 1) 48" - SAN. INV. CHANNEL w/XYPEX - FULL HEIGHT
- 1) CASTING - JBS 1150 F/C SANITARY
- 2) 48" - Conseal CS-102 1.00" (Double)
- 2) Kor-N-Seal2 - S206-30

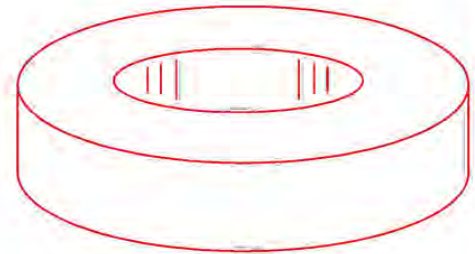
<ul style="list-style-type: none"> 0 lb 405 lb 2251 lb 5030 lb 4121 lb 0 lb 0 lb 1440 lb 250 lb 0 lb 13 lb 	<p>Structure Notes:</p> <ol style="list-style-type: none"> 1. JBS-1150 METRO SANITARY BY ICAST. 2. PER ASTM C478 SPECIFICATIONS. 3. CONCRETE = 4,500 PSI AT 28 DAYS. 4. REINFORCING PER ASTM A615 (GRADE 60) <ul style="list-style-type: none"> - CONE (As .12) - RISER/WALLS (As .12) - FLOOR (As .31) #5 BARS AT 12" C.C.E.W. <p>NOTE: KOR-N-SEAL BOOTS SUPPLIED BY OTHERS</p>
<p>Structure Total: 13510 lb</p>	




PLAN VIEW

NOTES:

1. GRADE RINGS MEET OR EXCEED THE FOLLOWING SPECIFICATIONS:
 -CONCRETE: 4,000 PSI @ 28 DAYS,
 -REINFORCING: ASTM C-478.
2. WEIGHT: 6" 420 Lbs.
3. XYPEX ADMIXTURE REQUIRED



ISOMETRIC VIEW



SECTION A-A

Coating (Int): Coating (Ext):	Seam Up: Flat Seam Dn: Flat	Wall Thickness: 8"	Height (Ext): 6"	Weight (Net): 405 lb Volume (Net): 0.1cu.yd
----------------------------------	--------------------------------	--------------------	------------------	--