

Job Name: 25-1137B - East Bank Regional Pump Station  
 Job Location: Nashville, TN  
 Contractor: Garney Companies, Inc.

Plant: Beaver Dam

Tech: J. Coppage

3/3/2026 11:46:18 AM

PC: J. Jarvis



**Structure ID: MH-005 8+45**

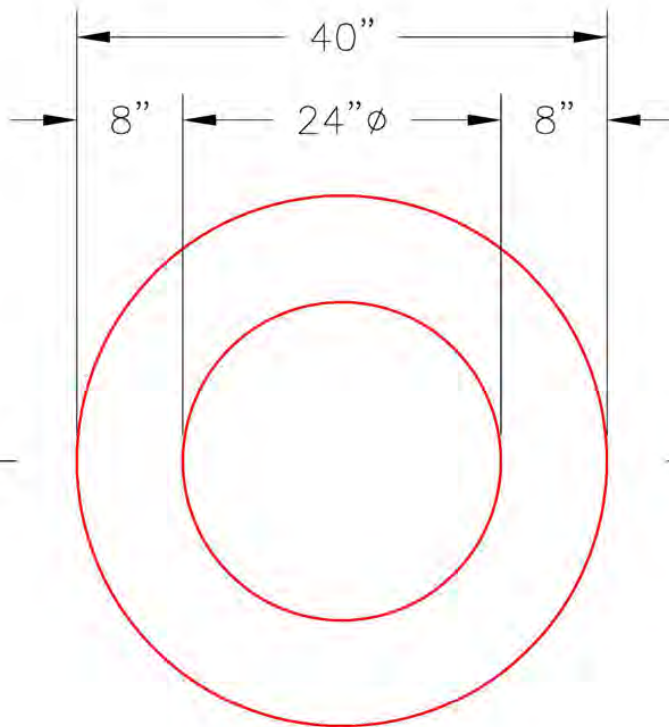
**P5 GR4X**

**XYPEX GRADE RING**

- P6) 24" - CASTING HEIGHT - 7"
- P5) 24" - XYPEX GRADE RING - 4"
- P4) 48" - CON XYPEX CONE w/24" HOLE-SPECIAL - 36"
- P3) 48" - MH RISER w/XYPEX - 48"
- P2) 48" - MH RISER w/XYPEX - 60"
- P1) 48" - MH BASE Custom Ht, w/XYPEX - 43"
- 1) JOINT WRAP PRIMER - CONSEAL CS-75 (1 gal.)
- 1) JOINT WRAP - 0.065"x6"x50' CONSEAL CS212
- 1) 48" - SAN. INV. CHANNEL w/XYPEX - FULL HEIGHT
- 1) CASTING - JBS 1150 F/C SANITARY
- 3) 48" - Conseal CS-102 1.00" (Double)
- 2) Kor-N-Seal2 - S206-30

Structure Notes:  
 1. JBS-1150 METRO SANITARY BY ICAST.  
 2. PER ASTM C478 SPECIFICATIONS.  
 3. CONCRETE = 4,500 PSI AT 28 DAYS.  
 4. REINFORCING PER ASTM A615 (GRADE 60)  
 - CONE (As .12)  
 - RISER/WALLS (As .12)  
 - FLOOR (As .31) #5 BARS AT 12" C.C.E.W.  
 NOTE: KOR-N-SEAL BOOTS SUPPLIED BY OTHERS

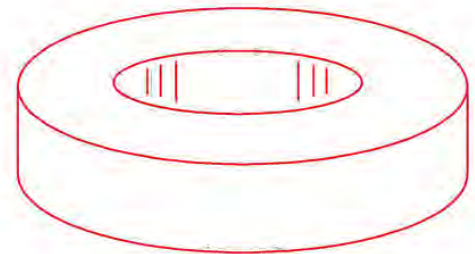
Structure Total: 15471 lb




**PLAN VIEW**

**NOTES:**

1. GRADE RINGS MEET OR EXCEED THE FOLLOWING SPECIFICATIONS:  
 - CONCRETE: 4,000 PSI @ 28 DAYS.  
 - REINFORCING: (1) #3 HOOP CENTERED (GRADE 60)
2. WEIGHT: 4" 280 Lbs.
3. XYPEX ADMIXTURE REQUIRED



**ISOMETRIC VIEW**



**SECTION A-A**

Coating (Int):  
 Coating (Ext):

Seam Up: Flat  
 Seam Dn: Flat

Wall Thickness: 8"

Height (Ext): 4"

Weight (Net): 270 lb  
 Volume (Net): 0.07cu.yd