

Job Name: 25-1137 - East Bank Regional Pump Station  
 Job Location: Nashville, TN  
 Contractor: Garney Companies, Inc.

Plant: Beaver Dam

Tech: M. Biliter

11/17/2025 8:40:18 AM

PC: J. Jarvis



**Structure ID: MH 003 3+50**

**P3 MH048RS72X**

**MH RISER w/XYPEX**

- P7) 24" - CASTING HEIGHT - 7.50"
- P6) 24" - XYPEX GRADE RING - 4"
- P5) 48" - ECC XYPEX CONE w/ 24" HOLE - 30"
- P4) 48" - MH RISER w/XYPEX - 72"
- P3) 48" - MH RISER w/XYPEX - 72"
- P2) 72" - XYPEX MH FT REDUCER 48" HOLE - 15"
- P1) 72" - MH BASE w/XYPEX - 72"
- 1) JOINT WRAP PRIMER - CONSEAL CS-75 (1 gal.)
- 1) JOINT WRAP - 0.065"x6"x50' CONSEAL CS212
- 1) 72" - SAN. INV. CHANNEL - FULL HEIGHT
- 1) 72" - DBL 1"x14.5' Butyl (2x)
- 3) 48" - DBL 1"x14.5' Butyl (2x)
- 2) A-Lok - 1630
- 22) MH Step - 12"

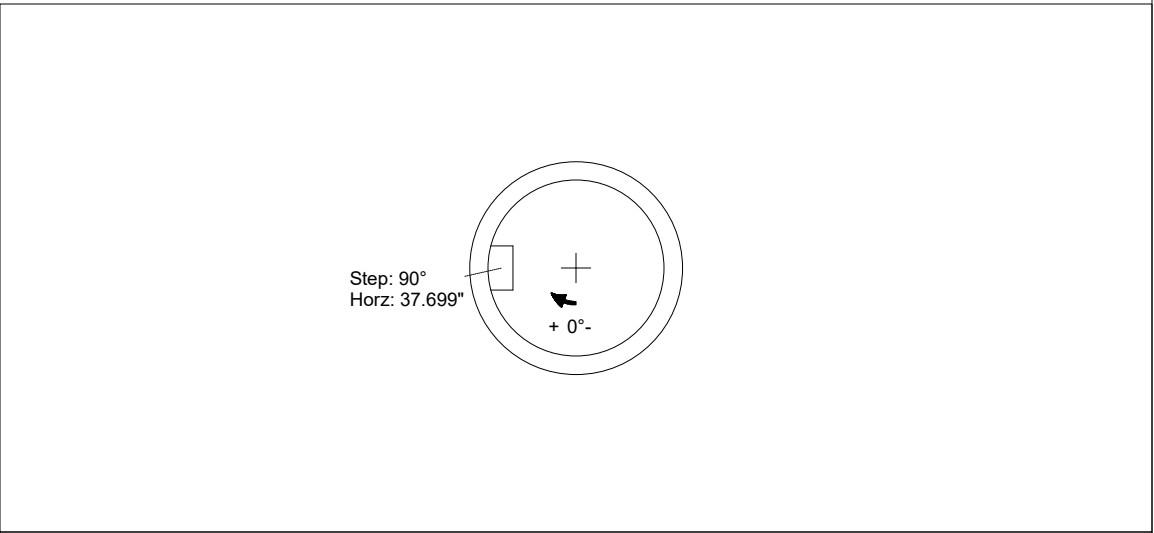
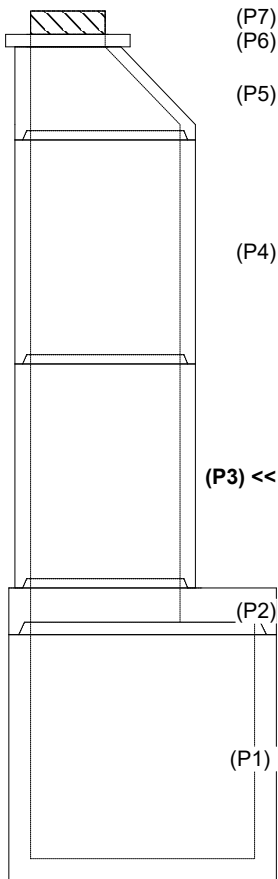
Structure Notes:

1. PER ASTM C478 SPECIFICATIONS.
2. CONCRETE = 4,500 PSI AT 28 DAYS.
3. REINFORCING PER ASTM A615 (GRADE 60)
  - TOP (As .62) #5 BAR AT 6" C/C E.W.
  - WALLS (As .18) WWF OR EQUIV.
  - FLOOR (As .20) #4 BAR AT 12" C/C E.W. DOUBLE MAT
4. CASTING - JBS 1123 WT F/G "SANITARY" BY ICAST.

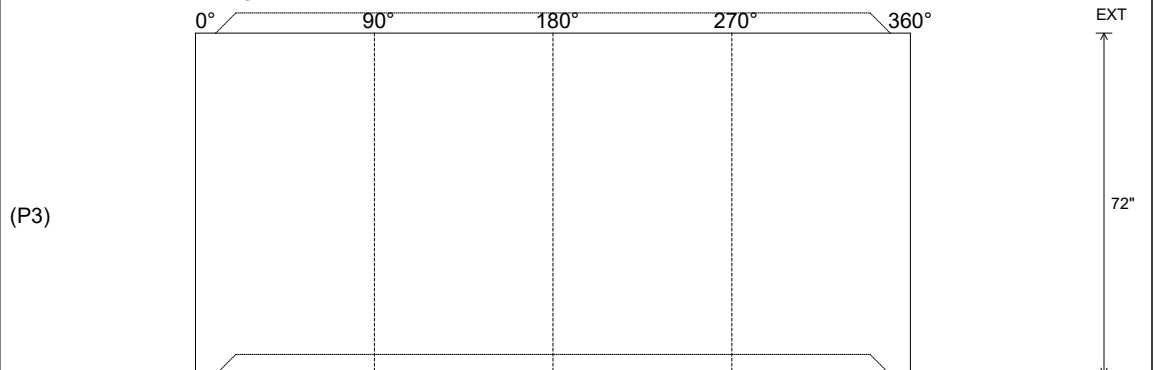
Rim: 420.21' Rim to Invert: 22.62' Slack: 1.065" Sump: 2.125" Step Position: 90°

Position	Elev	Angle	Ext. (cw)	Pipe	Pipe OD	Connector	Hole	Horz Size	Up ( )	Offset
Invert 1										
Invert 2										
Invert 3										
Invert 4										
Invert 5										
Invert 6										
Invert 7										
Invert 8										

**RIGHT-SIDE UP VIEW (int. dimensions)**



**INSIDE WALL DIMENSIONS**



Coating (Int):  
Coating (Ext):

Seam Up: Tongue  
Seam Dn: Groove

Wall Thickness: 5"  
Floor Height: 0"

Height (Int): 72"  
Height (Ext): 72"

Weight (Net): 5030 lb  
Volume (Net): 1.28cu.yd