

Job Name: 25-1011 Maxie Plaza
Job Location: Elizabethtown, KY 42740
Contractor: Kauffeld Brothers Construction

PC: C. Goff
 TECH: J. Horsley
 Plant: Beaver Dam



Structure ID: F (DBI 24x24)

Spec: Storm
 Type: BX 8inW, 8inF
 Size: 24" x 24"

Rim: 736.45'
 Invert: 732.68'
 Rim to Invert: 3.77'

Sump: 0"
 Floor (Top): 732.68'
 Floor Height: 8"

Overall Height: 4.417'
 Slack: 0.24"

Structure Notes:

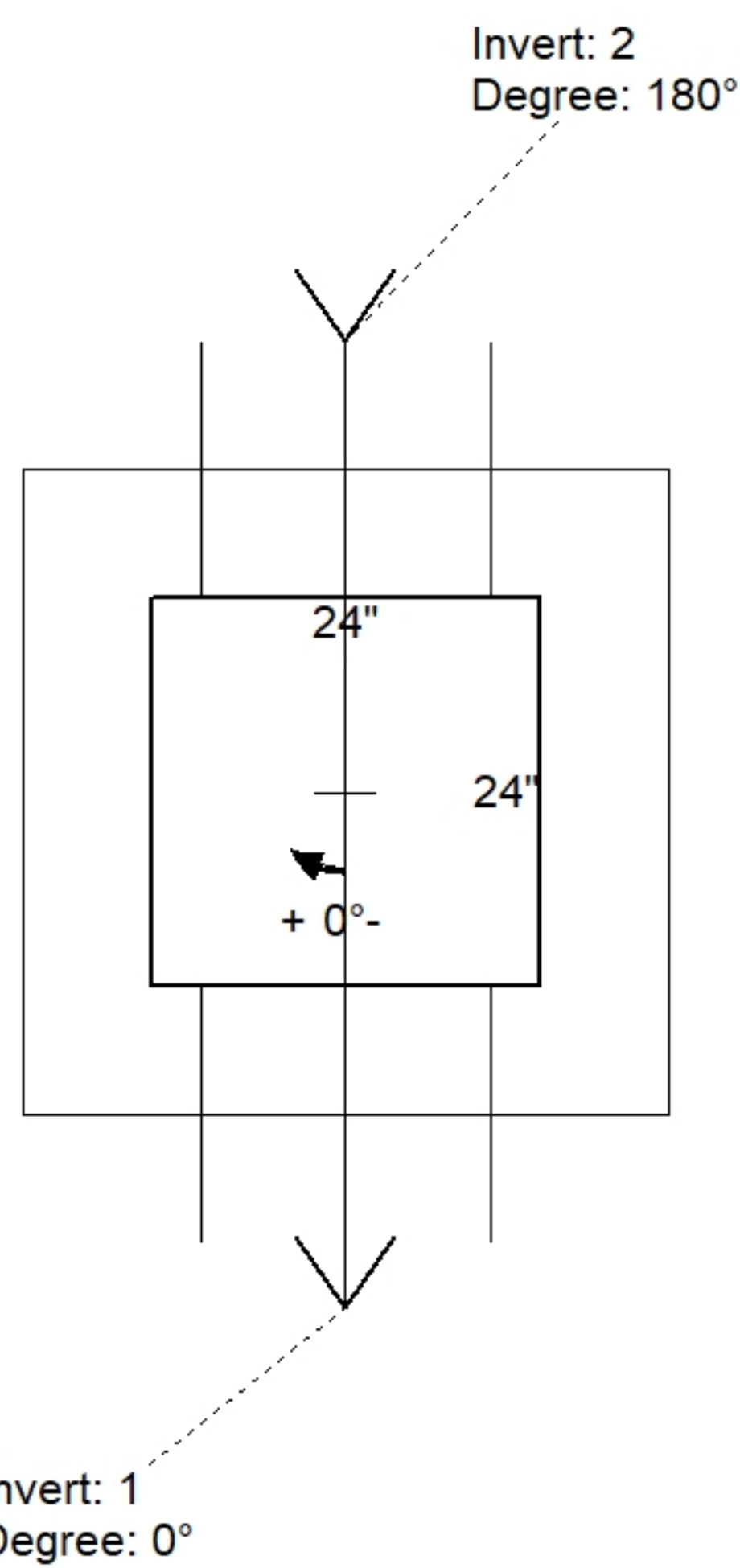
1. PER ASTM C913 SPECIFICATIONS.
2. CONCRETE = 4,000 PSI AT 28 DAYS.
3. NO INVERT CHANNEL.
4. CASTIG BY ICAST (HOE 342 F/G).

REINFORCING PER ASTM A615 (GRADE 60).
 - WALLS (As .12) #5 BARS AT 12" C.C.E.W.
 - FLOOR (As .12) #5 BARS AT 12" C.C.E.W.


STRUCTURE SUMMARY:

P2) 24" x 24" - CASTING HEIGHT - 6"	0 lb
P1) 24" x 24" - BOX BASE 8inW, 8inF, Variable Ht F/n - 39"	4084 lb
1) CASTING - HOE 342 F/G	250 lb
1) 24" x 24" - Conseal CS-102 1.00"	0 lb
2) Hole - 18	0 lb

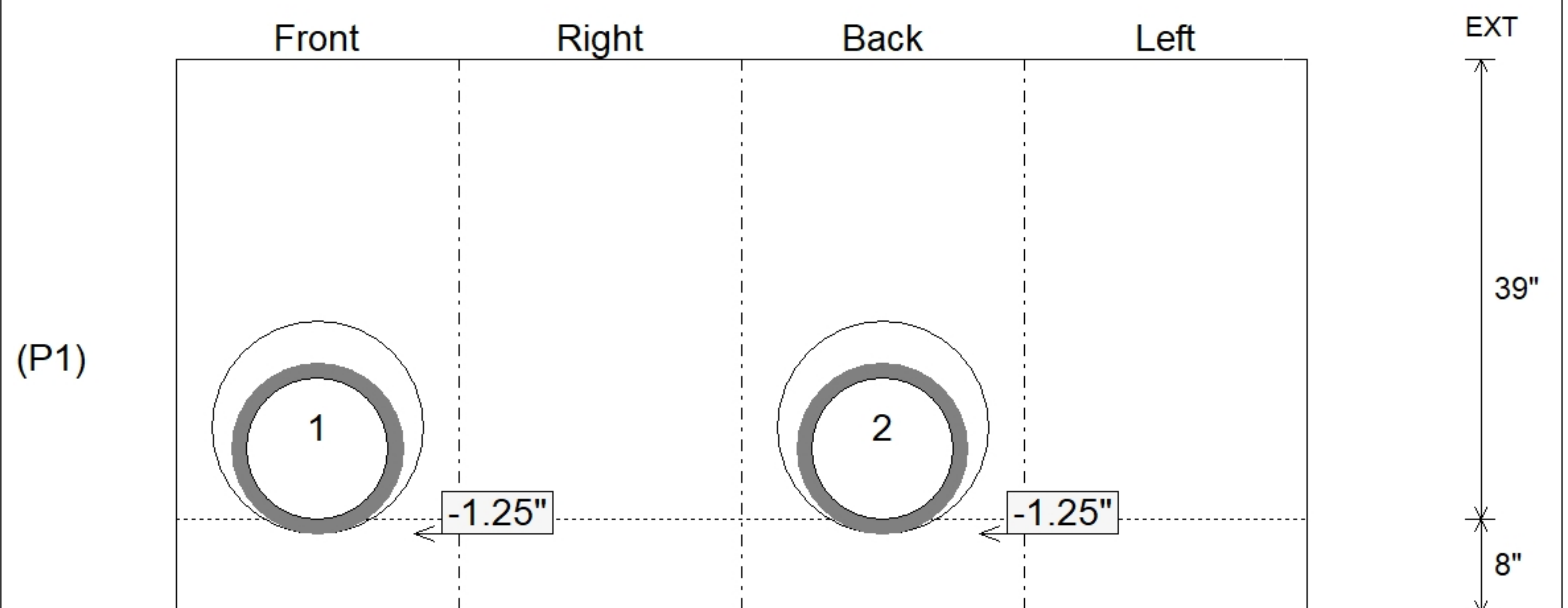
Structure Total:	4334 lb



Position	Elev	Angle	Ext. (cw)	Pipe	Hole	Connector	Up ()	Ref
Rim	736.45'							
Reducer								
Invert 1	732.68'	0°	20"	12" ADS N-12	18"	Hole 18	-1.25"	P1
Invert 2	732.68'	180°	20"	12" ADS N-12	18"	Hole 18	-1.25"	P1
Invert 3								
Invert 4								
Invert 5								
Invert 6								
Invert 7								
Invert 8								



Cast (Int. Dim.) - Interior Dimensions



Submittal Drawing
 6/17/2025 2:20:17 PM

SUBMITTAL
 APPROVED BY: