

**Job Name: 25-1011 Maxie Plaza**  
**Job Location: Elizabethtown, KY 42740**  
**Contractor: Kauffeld Brothers Construction**

PC: C. Goff  
 TECH: J. Horsley  
 Plant: Beaver Dam



Structure ID: D (HWSF-diss 15in)  
 Spec: HEADWALLS  
 Type: HW SLOPED & FLARED  
 Size: 15"

Rim: 2'  
 Invert: 2'  
 Rim to Invert: 0'

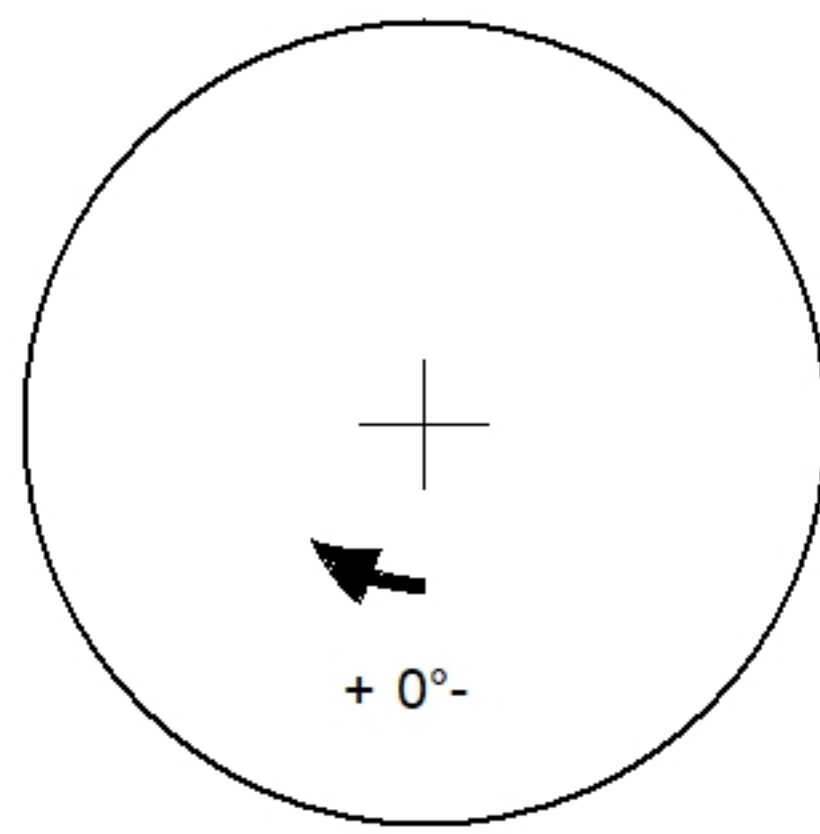
Sump: 24"  
 Floor (Top): 0'  
 Floor Height: 0"

Overall Height: 1.25'  
 Slack: 9"

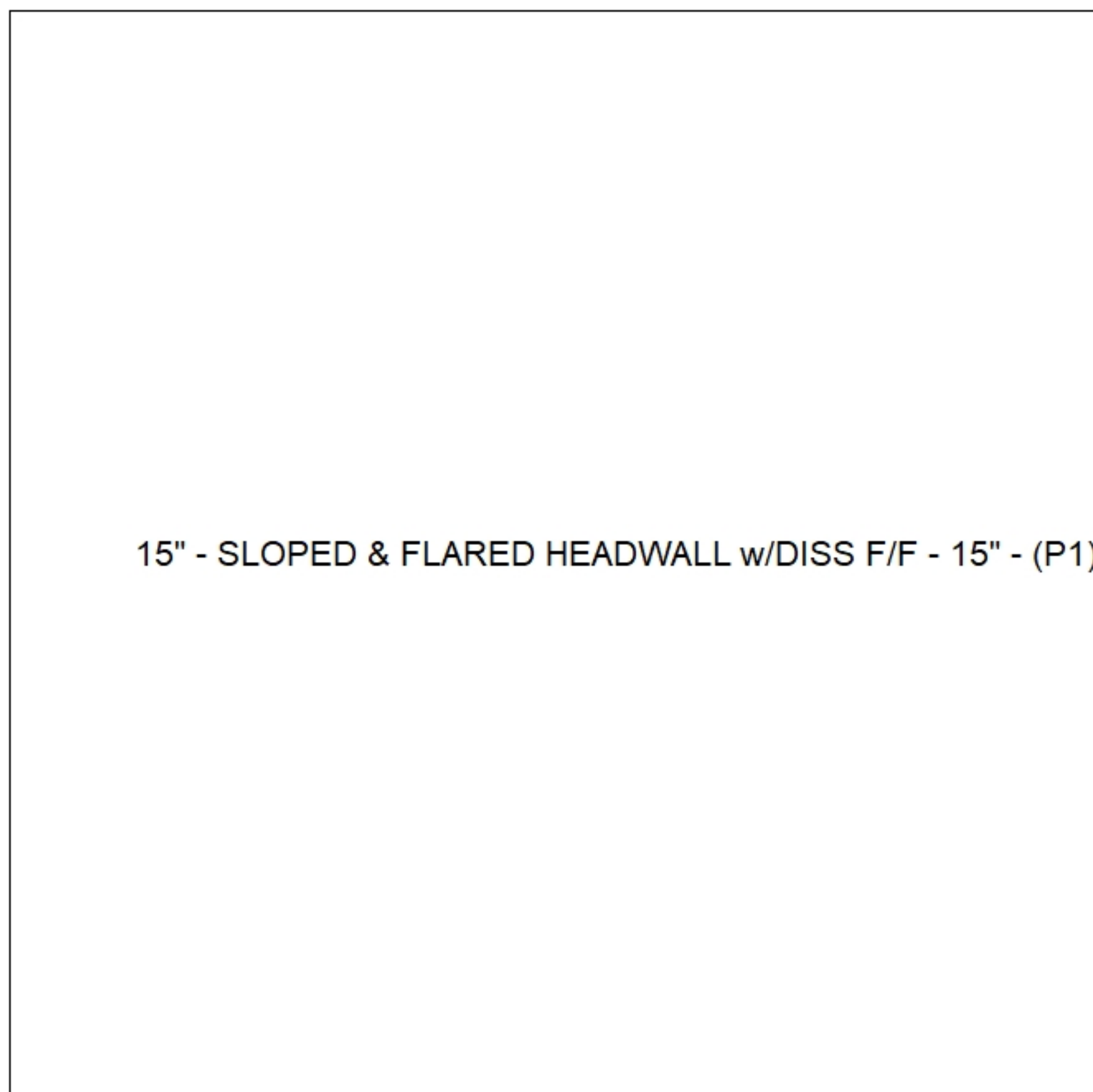
Structure Notes:

STRUCTURE SUMMARY:

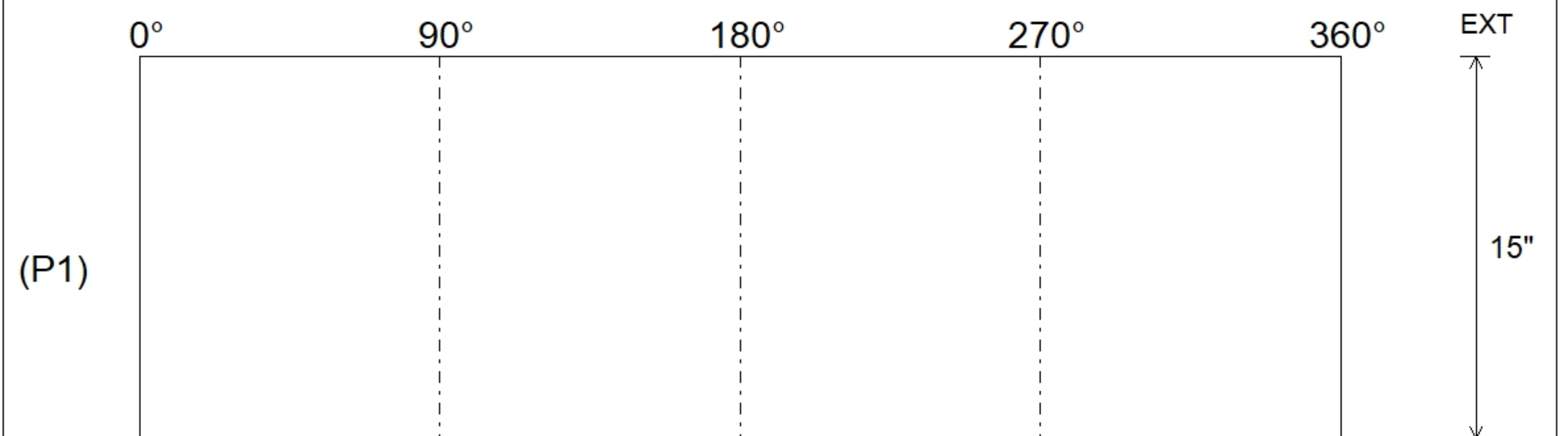
P1) 15" - SLOPED & FLARED HEADWALL w/DISS F/F - 15" 3217 lb  
 Structure Total: 3217 lb



Position	Elev	Angle	Ext. (cw)	Pipe	Hole	Connector	Up ( )	Ref
Rim	2'							
Reducer								
Invert 1								
Invert 2								
Invert 3								
Invert 4								
Invert 5								
Invert 6								
Invert 7								
Invert 8								



**Cast (Int. Dim.) - Interior Dimensions**



Submittal Drawing  
 6/17/2025 2:20:17 PM

SUBMITTAL  
 APPROVED BY: