

Job Name: 25-0210 Salsa Square Development
Job Location: Bowling Green, KY
Contractor: Scott & Ritter, Inc.

PC: Celina Goff
 TECH: J. Horsley - A
 Plant: 100



Structure ID: C1
 Spec: Storm
 Type: STM.MH (Open Btm)
 Size: 48"

Rim: 529'
 Invert: 516'
 Rim to Invert: 13'

Sump: 12"
 Floor (Top): 515'
 Floor Height: 0"

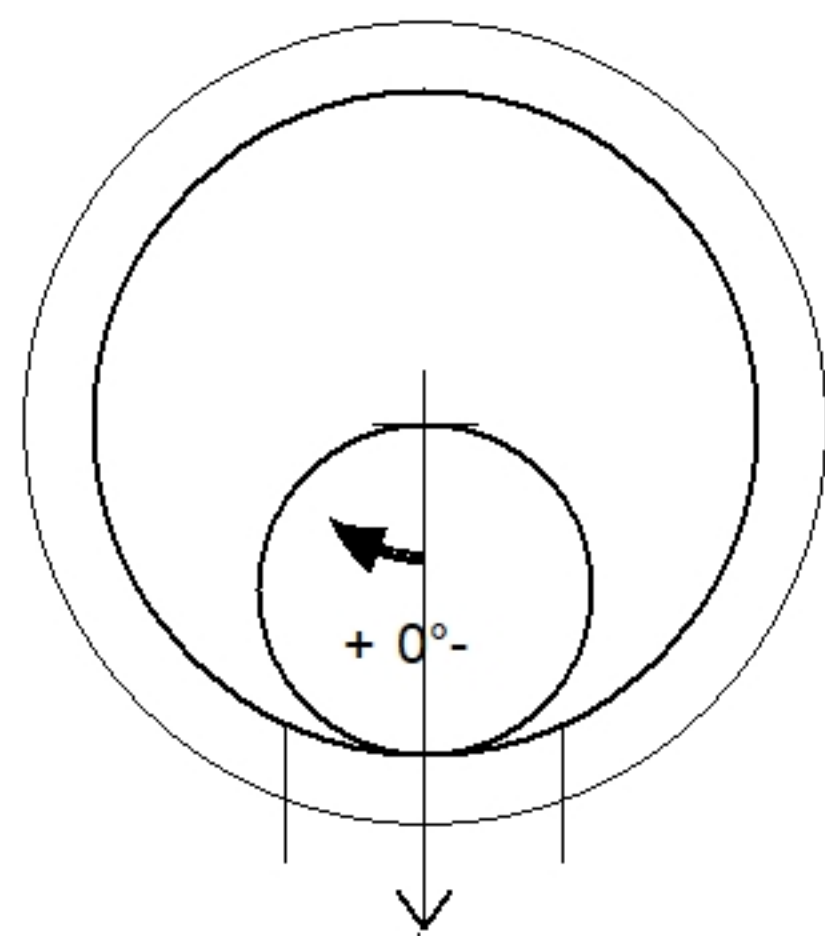
Floor (Bot): 515'
 Overall Height: 14'
 Slack: 0"

Structure Notes:

- PER ASTM C478 SPECIFICATIONS.
 - CONCRETE = 4,000 PSI AT 28 DAYS.
 - CASTING BY ICAST (HOE MC-315 F/C).
- REINFORCING PER ASTM A615 (GRADE 60).
 - TOP SLAB (As .62) #5 BARS AT 6" C.C.E.W.
 - RISER (As .12)


STRUCTURE SUMMARY:

P6) 24" - CASTING HEIGHT - 7"	0 lb
P5) 48" - MH FLAT TOP w/ 24" ECC Hole F/G - 12"	1561 lb
P4) 48" - MH RISER T/G - 48"	3353 lb
P3) 48" - MH RISER T/G - 48"	3353 lb
P2) 48" - MH RISER Custom Ht T/F - 53"	3567 lb
P1) 48" - P.I.P. BY OTHERS - BTM SLAB F/n - 0"	0 lb
1) CASTING - HOE MC-315 F/C Storm	258 lb
1) Hole - 20	0 lb
Structure Total:	12093 lb

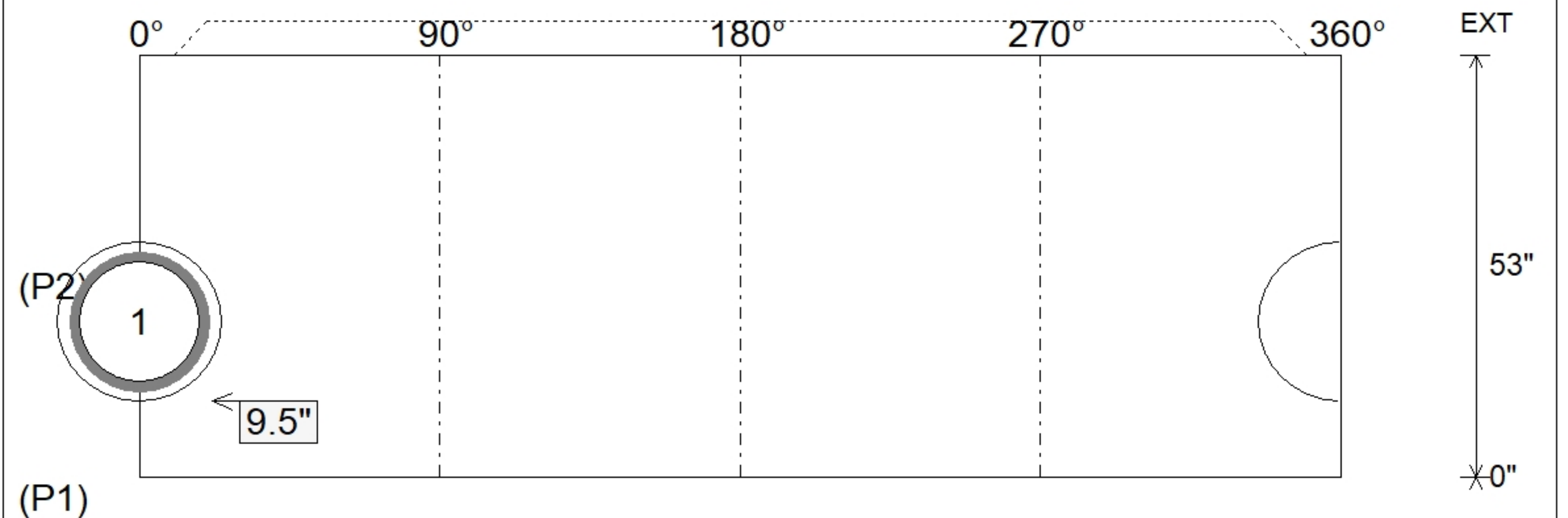


Invert: 1
 Degree: 0°

Position	Elev	Angle	Pipe	Pipe OD	Hole	Connector	Up ()	Ref
Rim	529'							
Reducer								
Invert 1	516'	0°	15" HDPE	17.6"	20"	Hole 20	9.5"	P2
Invert 2								
Invert 3								
Invert 4								
Invert 5								
Invert 6								
Invert 7								
Invert 8								



Cast (Int. Dim.) - Interior Dimensions



Submittal Drawing
 12/1/2025 4:00:28 PM

SUBMITTAL
 APPROVED BY: