

Job Name: 25-0209 Garrison Gardens Job Location: Bowling Green, KY Contractor: Scotty's Contracting & Stone, LLC	Plant: 100 1/23/2026 4:32:17 PM	Tech: J. Horsley - A PC: Celina Goff	
--	------------------------------------	---	--

Structure ID: CB 6-2

P1 BX3030-06VH

BOX BASE 6inW, 6inF, Variable Ht F/n

- P2) 30" x 30" - CASTING HEIGHT - 4"
- P1) 30" x 30" - BOX BASE 6inW, 6inF, Variable Ht F/n - 39"
- 1) CASTING - HOE 468 F/G
- 1) 30" x 30" - Conseal CS-102 1.00"
- 2) Hole - 20
- 1) Hole - 6

	0 lb
	3385 lb
	489 lb
	0 lb
	0 lb
	0 lb
Structure Total:	3874 lb

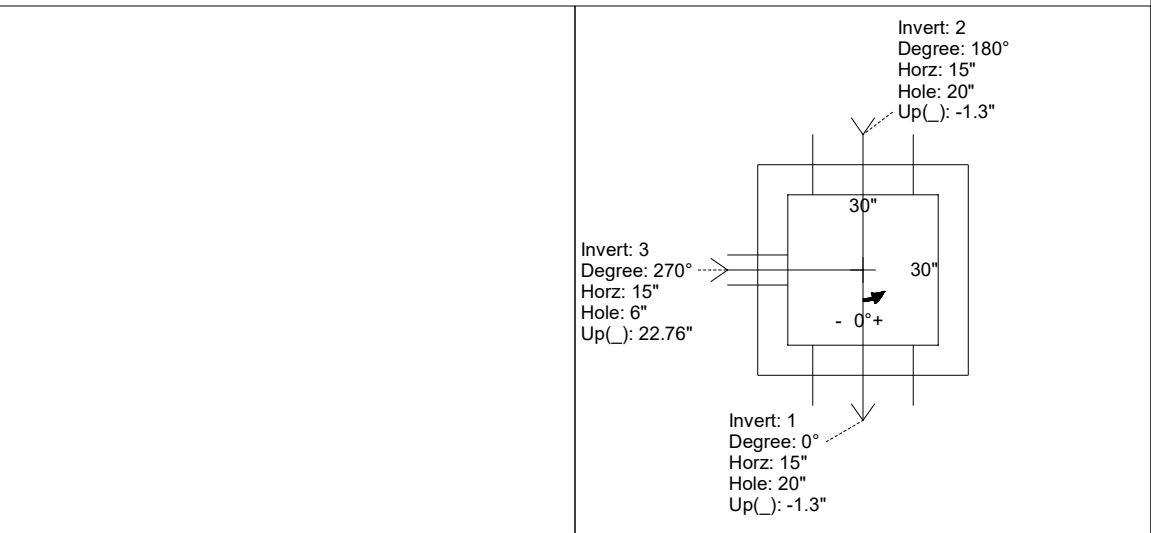
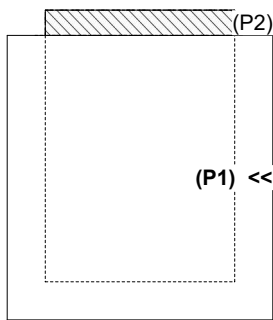
- Structure Notes:**
- PER ASTM C-913 SPECIFICATIONS
 - CONCRETE: 4,000 PSI AT 28 DAYS
 - REINFORCEMENT: #5 BAR @ 12" C.C. E.W. (GRADE 60) - 2" MIN. REBAR CLEARANCE (TYP)
 - NO STORM INVERT
 - NO STEPS
 - HOE 468 FRAME & GRATE SUPPLIED BY ICAST

Rim: 522.95' Rim to Invert: 3.63' Slack: 0.56" Sump: 0" Step Position:

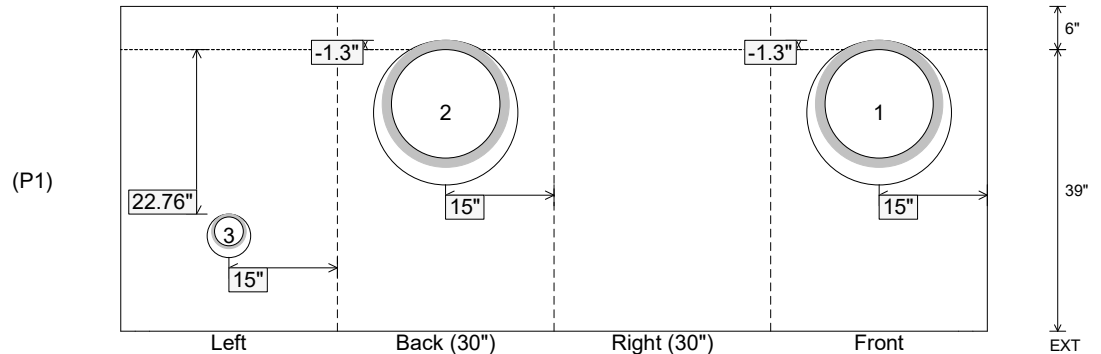
Position	Elev	Angle	Ext. (cw)	Pipe	Pipe OD	Connector	Hole	Horz Size	Up (↓)	Offset
Invert 1	519.32'	0°	21"	15" HDPE	17.6"	Hole 20	20"	20"	-1.3"	0"
Invert 2	519.32'	180°	21"	15" HDPE	17.6"	Hole 20	20"	20"	-1.3"	0"
Invert 3	521.25'	270°	21"	4" HDPE (perf pipe)	4.8"	Hole 6	6"	6"	22.76"	0"
Invert 4										
Invert 5										
Invert 6										
Invert 7										
Invert 8										

RIGHT-SIDE UP VIEW (int. dimensions)

UPSIDE-DOWN VIEW (int. dimensions)



INSIDE WALL DIMENSIONS



Coating (Int): Coating (Ext):	Seam Up: Flat Seam Dn: n/a	Wall Thickness: 6" Floor Height: 6"	Height (Int): 39" Height (Ext): 45"	Weight (Net): 3385 lb Volume (Net): 0.86cu.yd
----------------------------------	-------------------------------	--	--	--