

Job Name: 25-0209 Garrison Gardens
 Job Location: Bowling Green, KY
 Contractor: Scotty's Contracting & Stone, LLC

Plant: 100
 1/23/2026 4:32:06 PM

Tech: J. Horsley - A
 PC: Celina Goff



Structure ID: CB 3-5

P1 MH060BA48

MH BASE T/n

- P4) 30" x 30" - CASTING HEIGHT - 4"
- P3) 60" - MH FLAT TOP w/30"x30" Hole F/G - 13"
- P2) 60" - MH RISER SPECIAL T/G - 30"
- P1) 60" - MH BASE T/n - 48"
- 1) CASTING - HOE 468 F/G
- 2) 60" - Conseal CS-102 1.00"
- 1) 30" x 30" - Conseal CS-102 1.00"
- 1) Hole - 40
- 1) Hole - 30
- 1) Hole - 20
- 1) Hole - 6
- 7) MH Step ML-10-TDS-NCR - 10"

0 lb
 2400 lb
 3118 lb
 6532 lb
 489 lb
 0 lb
 0 lb
 0 lb
 0 lb
 0 lb
 0 lb
 0 lb
 0 lb
 0 lb
 Structure Total: 12538 lb

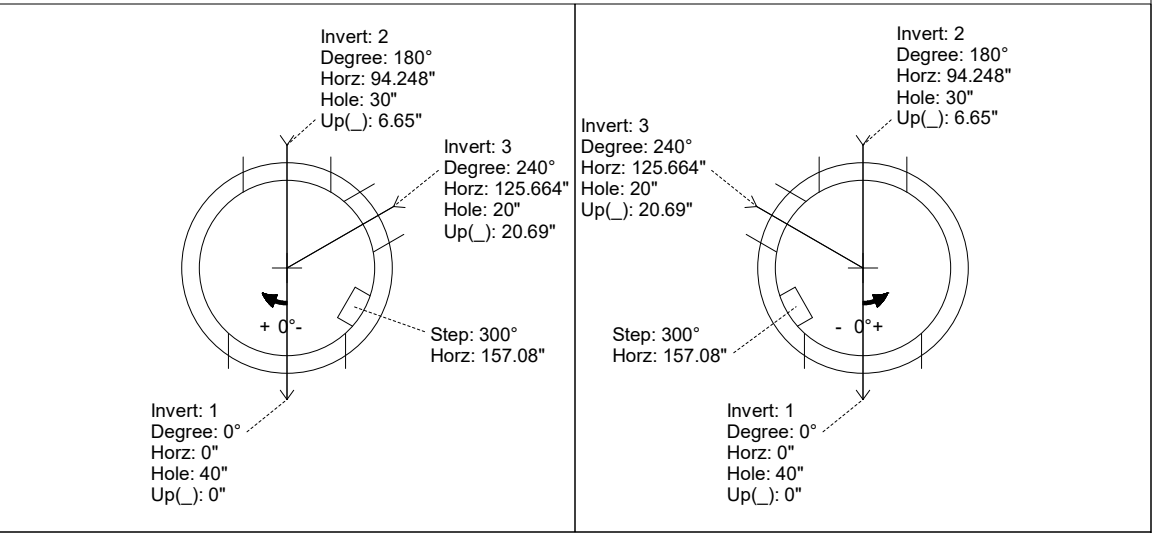
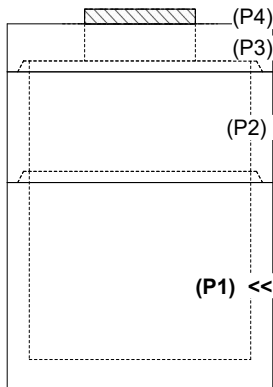
- Structure Notes:**
1. PER ASTM C-478 SPECIFICATIONS
 2. CONCRETE: 4,000 PSI AT 28 DAYS
 3. REINFORCEMENT: PER ASTM A615
 4. NO STORM INVERT
 5. STEPS AT 300 DEGREES
 6. HOE 468 FRAME & GRATE SUPPLIED BY ICAST

Rim: 514.04' Rim to Invert: 7.73' Slack: 0.31" Sump: 2.55" Step Position: 300°

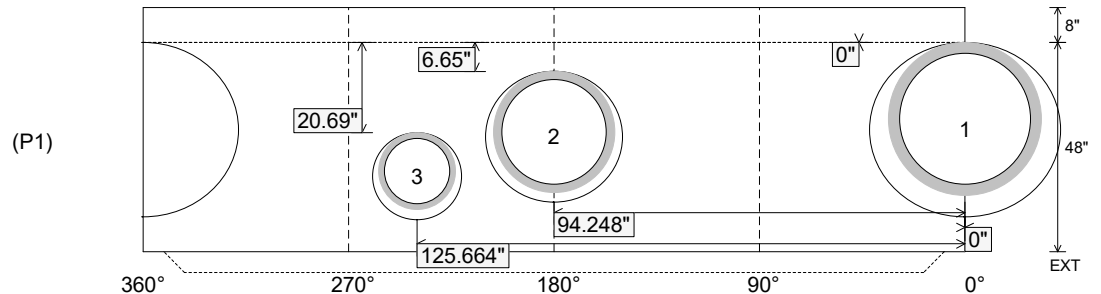
Position	Elev	Angle	Ext. (cw)	Pipe	Pipe OD	Connector	Hole	Horz Size	Up ()	Offset
Invert 1	506.31'	0°	0"	30" HDPE	35.1"	Hole 40	40"	43.784"	0"	0"
Invert 2	506.81'	180°	113.097"	24" HDPE	27.8"	Hole 30	30"	31.416"	6.65"	0"
Invert 3	507.93'	240°	150.796"	15" HDPE	17.6"	Hole 20	20"	20.39"	20.69"	0"
Invert 4										
Invert 5										
Invert 6										
Invert 7										
Invert 8										

RIGHT-SIDE UP VIEW (int. dimensions)

UPSIDE-DOWN VIEW (int. dimensions)



INSIDE WALL DIMENSIONS



Coating (Int):
 Coating (Ext):

Seam Up: Tongue
 Seam Dn: n/a

Wall Thickness: 6"
 Floor Height: 8"

Height (Int): 48"
 Height (Ext): 56"

Weight (Net): 6532 lb
 Volume (Net): 1.67cu.yd