

Job Name: 25-0209 Garrison Gardens  
 Job Location: Bowling Green, KY  
 Contractor: Scotty's Contracting & Stone, LLC

Plant: 100  
 1/23/2026 4:35:48 PM

Tech: J. Horsley - A  
 PC: Celina Goff



**Structure ID: CB 3-4**

**P2 MH060RSVF**

**MH RISER Custom Ht F/G**

- P4) 30" x 30" - CASTING HEIGHT - 4"
- P3) 60" - MH FLAT TOP w/30"x30" Hole F/F - 8"
- P2) 60" - MH RISER Custom Ht F/G - 72"
- P1) 60" - MH BASE T/n - 42"
- 1) CASTING - HOE 468 F/G
- 2) 60" - Conseal CS-102 1.00"
- 1) 30" x 30" - Conseal CS-102 1.00"
- 2) Hole - 38
- 1) Hole - 6
- 1) Hole - 12
- 3) MH Step ML-10-TDS-NCR - 10"

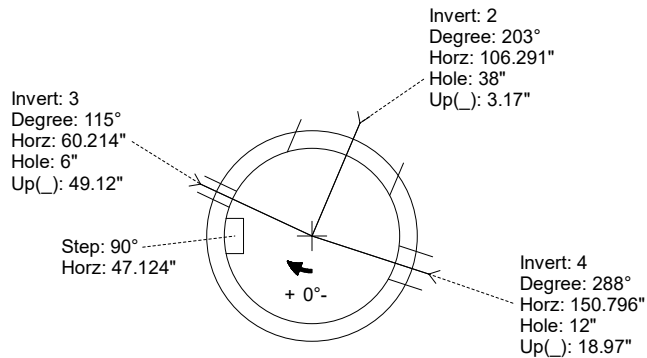
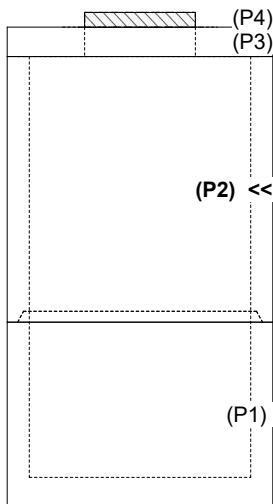
0 lb  
 2239 lb  
 6835 lb  
 6508 lb  
 489 lb  
 0 lb  
 0 lb  
 0 lb  
 0 lb  
 0 lb  
 0 lb  
 Structure Total: 16071 lb

- Structure Notes:**
1. PER ASTM C-478 SPECIFICATIONS
  2. CONCRETE: 4,000 PSI AT 28 DAYS
  3. REINFORCEMENT: PER ASTM A615
  4. STEPS AT 90 DEGREES
  5. HOE 468 FRAME & GRATE SUPPLIED BY ICAST

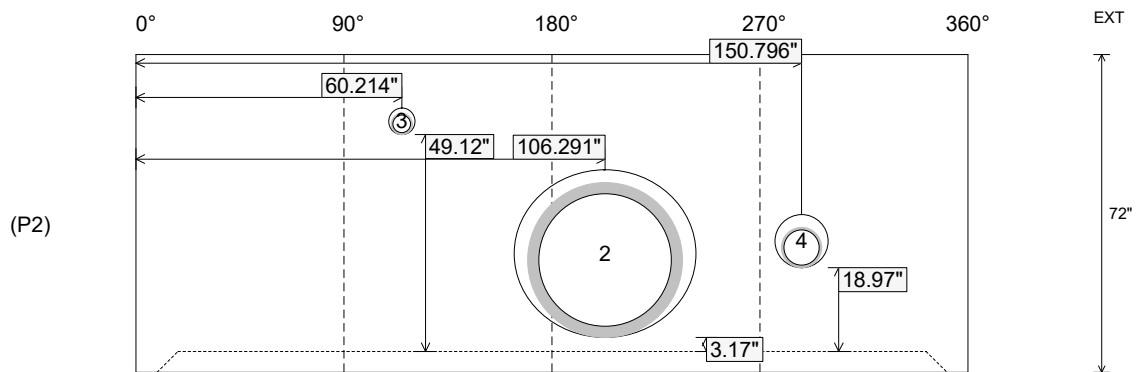
Rim: 511.85' Rim to Invert: 10.31' Slack: 0.27" Sump: 2.55" Step Position: 90°

Position	Elev	Angle	Ext. (cw)	Pipe	Pipe OD	Connector	Hole	Horz Size	Up ( )	Offset
Invert 1										
Invert 2	505.7'	203°	127.549"	30" HDPE	35.1"	Hole 38	38"	41.151"	3.17"	0"
Invert 3	509.35'	115°	72.257"	4" HDPE (perf pipe)	4.8"	Hole 6	6"	6.01"	49.12"	0"
Invert 4	506.85'	288°	180.956"	8" HDPE	9.1"	Hole 12	12"	12.081"	18.97"	0"
Invert 5										
Invert 6										
Invert 7										
Invert 8										

**RIGHT-SIDE UP VIEW (int. dimensions)**



**INSIDE WALL DIMENSIONS**



Coating (Int):  
 Coating (Ext):

Seam Up: Flat  
 Seam Dn: Groove

Wall Thickness: 6"  
 Floor Height: 0"

Height (Int): 72"  
 Height (Ext): 72"

Weight (Net): 6835 lb  
 Volume (Net): 1.75cu.yd