

Job Name: 25-0209 Garrison Gardens
 Job Location: Bowling Green, KY
 Contractor: Scotty's Contracting & Stone, LLC

Plant: 100
 1/23/2026 4:32:03 PM

Tech: J. Horsley - A
 PC: Celina Goff



Structure ID: CB 3-2

P1 MH060BAVF

MH BASE Custom Ht T/n

- P5) 30" x 30" - CASTING HEIGHT - 4"
- P4) 48" - MH FLAT TOP w/30"x30" Hole F/G - 12"
- P3) 48" - MH RISER SPECIAL T/G - 48"
- P2) 60" - MH Transition Slab 48" Hole T/G - 13"
- P1) 60" - MH BASE Custom Ht T/n - 68"
- 1) CASTING - HOE 468 F/G
- 1) 60" - Conseal CS-102 1.00"
- 2) 48" - Conseal CS-102 1.00"
- 1) 30" x 30" - Conseal CS-102 1.00"
- 2) Hole - 38
- 1) Hole - 6
- 9) MH Step ML-10-TDS-NCR - 10"

0 lb
 1350 lb
 3341 lb
 1928 lb
 8612 lb
 489 lb
 0 lb
 0 lb
 0 lb
 0 lb
 0 lb
 0 lb
 0 lb
 Structure Total: 15720 lb

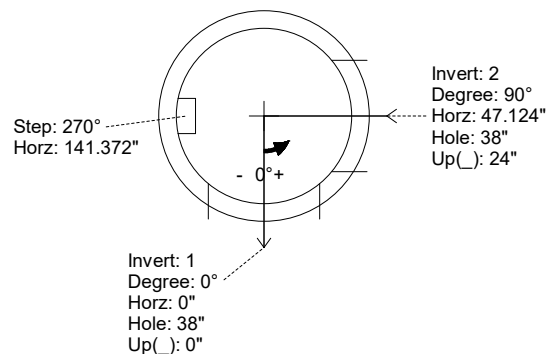
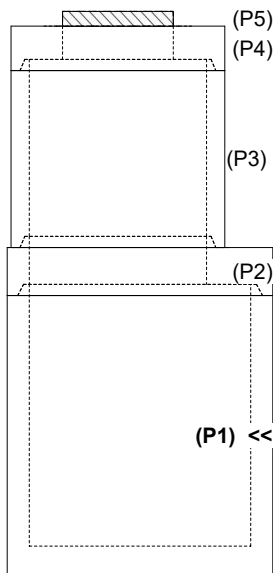
- Structure Notes:**
1. PER ASTM C-478 SPECIFICATIONS
 2. CONCRETE: 4,000 PSI AT 28 DAYS
 3. REINFORCEMENT: PER ASTM A615
 4. NO STORM INVERT
 5. STEPS AT 270 DEGREES
 6. HOE 468 FRAME & GRATE SUPPLIED BY ICAST

Rim: 509.51' Rim to Invert: 11.87' Slack: -0.01" Sump: 2.55" Step Position: 270°

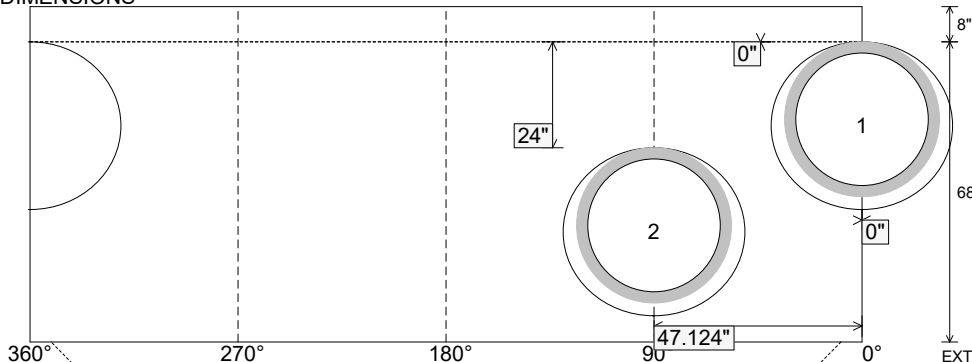
Position	Elev	Angle	Ext. (cw)	Pipe	Pipe OD	Connector	Hole	Horz Size	Up ()	Offset
Invert 1	497.64'	0°	0"	30" HDPE	35.1"	Hole 38	38"	41.151"	0"	0"
Invert 2	499.64'	90°	56.549"	30" HDPE	35.1"	Hole 38	38"	41.151"	24"	0"
Invert 3										
Invert 4										
Invert 5										
Invert 6										
Invert 7										
Invert 8										

RIGHT-SIDE UP VIEW (int. dimensions)

UPSIDE-DOWN VIEW (int. dimenions)



INSIDE WALL DIMENSIONS



Coating (Int):
 Coating (Ext):

Seam Up: Tongue
 Seam Dn: n/a

Wall Thickness: 6"
 Floor Height: 8"

Height (Int): 68"
 Height (Ext): 76"

Weight (Net): 8612 lb
 Volume (Net): 2.2cu.yd