

Job Name: 25-0209 Garrison Gardens
 Job Location: Bowling Green, KY
 Contractor: Scotty's Contracting & Stone, LLC

Plant: 100
 1/23/2026 4:32:10 PM

Tech: J. Horsley - A
 PC: Celina Goff



Structure ID: CB 3-10

P1 MH048BA30

MH BASE F/n

- P3) 30" x 30" - CASTING HEIGHT - 4"
- P2) 48" - MH FLAT TOP w/30"x30" Hole F/F - 7"
- P1) 48" - MH BASE F/n - 30"
- 1) CASTING - HOE 468 F/G
- 1) 48" - Conseal CS-102 1.00"
- 1) 30" x 30" - Conseal CS-102 1.00"
- 2) Hole - 20
- 1) Hole - 6

0 lb
 1264 lb
 3144 lb
 489 lb
 0 lb
 0 lb
 0 lb
 0 lb
 0 lb
 Structure Total: 4897 lb

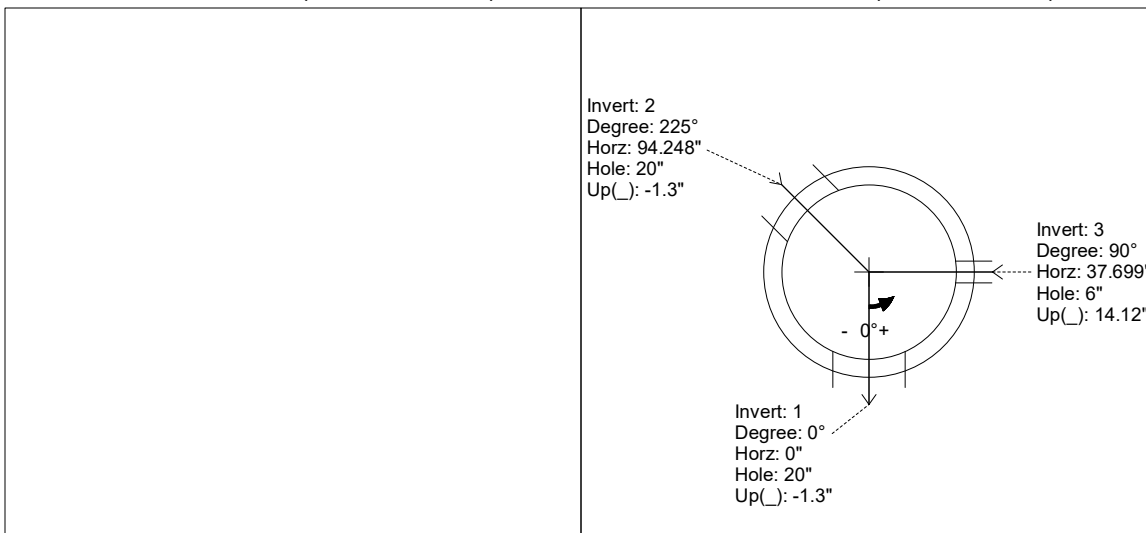
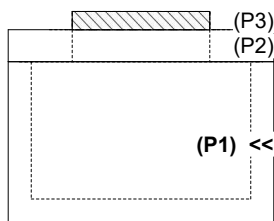
- Structure Notes:**
1. PER ASTM C-478 SPECIFICATIONS
 2. CONCRETE: 4,000 PSI AT 28 DAYS
 3. REINFORCEMENT: PER ASTM A615
 4. NO STORM INVERT
 5. NO STEPS
 6. HOE 468 FRAME & GRATE SUPPLIED BY ICAST

Rim: 523.41' Rim to Invert: 3.46' Slack: 0.52" Sump: 0" Step Position:

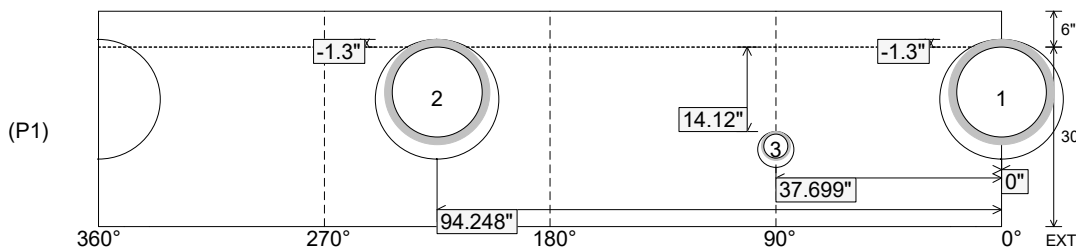
Position	Elev	Angle	Ext. (cw)	Pipe	Pipe OD	Connector	Hole	Horz Size	Up ()	Offset
Invert 1	519.95'	0°	0"	15" HDPE	17.6"	Hole 20	20"	20.629"	-1.3"	0"
Invert 2	519.95'	225°	113.883"	15" HDPE	17.6"	Hole 20	20"	20.629"	-1.3"	0"
Invert 3	521.16'	90°	45.553"	4" HDPE (perf pipe)	4.8"	Hole 6	6"	6.016"	14.12"	0"
Invert 4										
Invert 5										
Invert 6										
Invert 7										
Invert 8										

RIGHT-SIDE UP VIEW (int. dimensions)

UPSIDE-DOWN VIEW (int. dimensions)



INSIDE WALL DIMENSIONS



Coating (Int):
 Coating (Ext):

Seam Up: Flat
 Seam Dn: n/a

Wall Thickness: 5"
 Floor Height: 6"

Height (Int): 30"
 Height (Ext): 36"

Weight (Net): 3144 lb
 Volume (Net): 0.8cu.yd