

Job Name: 25-0209 Garrison Gardens Job Location: Bowling Green, KY Contractor: Scotty's Contracting & Stone, LLC	Plant: 100 1/23/2026 4:32:00 PM	Tech: J. Horsley - A PC: Celina Goff	
--	------------------------------------	---	--

**Structure ID: CB 1-9**

**P1 MH060BA54**

**MH BASE F/n**

P3) 30" x 30" - CASTING HEIGHT - 4"	0 lb
P2) 60" - MH FLAT TOP w/30"x30" Hole F/F - 8"	2239 lb
P1) 60" - MH BASE F/n - 54"	7157 lb
1) CASTING - HOE 468 F/G	489 lb
1) 60" - Conseal CS-102 1.00"	0 lb
1) 30" x 30" - Conseal CS-102 1.00"	0 lb
1) Hole - 38	0 lb
1) Hole - 24	0 lb
1) Hole - 30	0 lb
4) MH Step ML-10-TDS-NCR - 10"	0 lb
<b>Structure Total:</b>	<b>9886 lb</b>

**Structure Notes:**

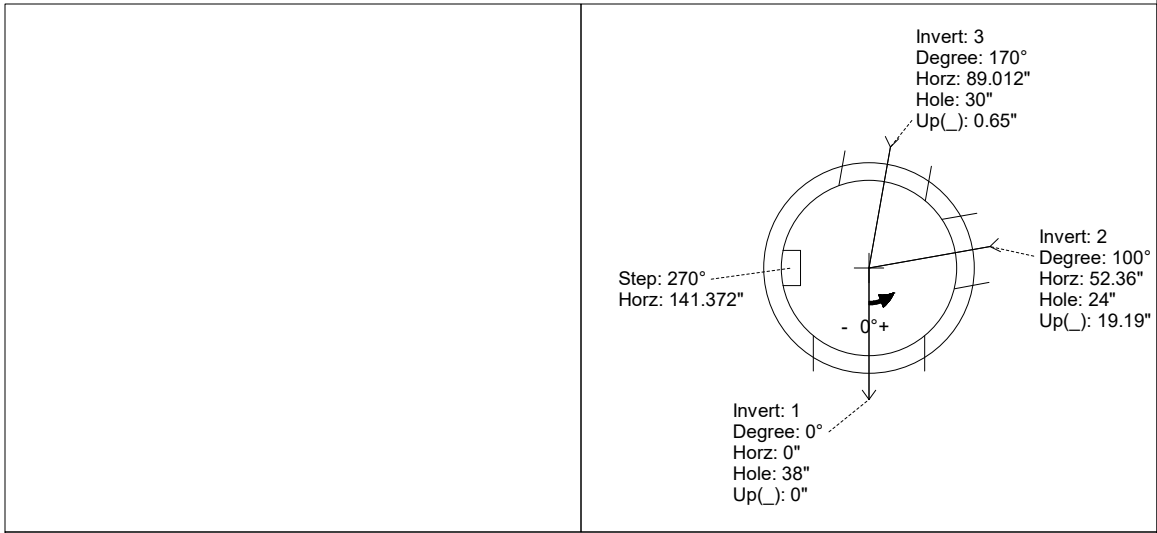
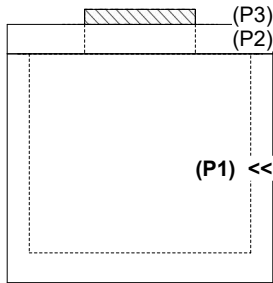
- PER ASTM C-478 SPECIFICATIONS
- CONCRETE: 4,000 PSI AT 28 DAYS
- REINFORCEMENT: PER ASTM A615
- NO STORM INVERT
- STEPS AT 270 DEGREES
- HOE 468 FRAME & GRATE SUPPLIED BY ICAST

Rim: 521.25' Rim to Invert: 5.36' Slack: 0.87" Sump: 2.55" Step Position: 270°

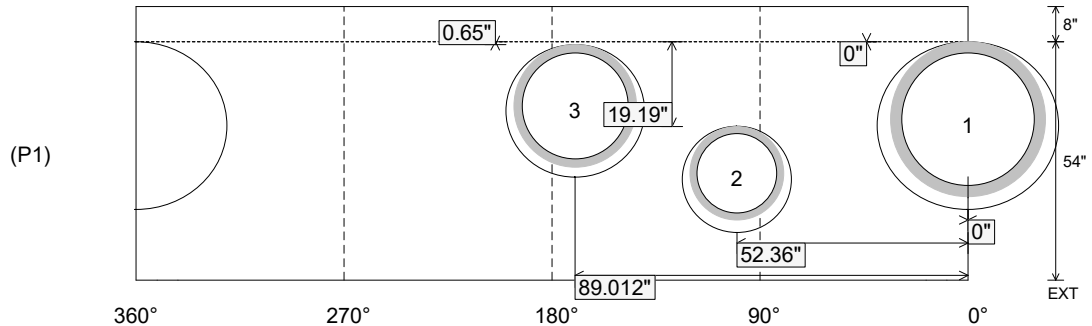
Position	Elev	Angle	Ext. (cw)	Pipe	Pipe OD	Connector	Hole	Horz Size	Up (⌋)	Offset
Invert 1	515.89'	0°	0"	30" HDPE	35.1"	Hole 38	38"	41.151"	0"	0"
Invert 2	517.41'	100°	62.832"	18" HDPE	21.2"	Hole 24	24"	24.691"	19.19"	0"
Invert 3	515.89'	170°	106.814"	24" HDPE	27.8"	Hole 30	30"	31.416"	0.65"	0"
Invert 4										
Invert 5										
Invert 6										
Invert 7										
Invert 8										

RIGHT-SIDE UP VIEW (int. dimensions)

UPSIDE-DOWN VIEW (int. dimensions)



INSIDE WALL DIMENSIONS



Coating (Int): Coating (Ext):	Seam Up: Flat Seam Dn: n/a	Wall Thickness: 6" Floor Height: 8"	Height (Int): 54" Height (Ext): 62"	Weight (Net): 7157 lb Volume (Net): 1.83cu.yd
----------------------------------	-------------------------------	--	--	--