

Job Name: 25-0209 Garrison Gardens
 Job Location: Bowling Green, KY
 Contractor: Scotty's Contracting & Stone, LLC

Plant: 100
 1/23/2026 4:31:56 PM

Tech: J. Horsley - A
 PC: Celina Goff



Structure ID: CB 1-2

P1 MH060BA60

MH BASE T/n

P5) 30" x 30" - CASTING HEIGHT - 4"	0 lb
P4) 48" - MH FLAT TOP w/30"x30" Hole F/G - 12"	1350 lb
P3) 48" - MH RISER SPECIAL T/G - 54"	3760 lb
P2) 60" - MH Transition Slab 48" Hole T/G - 13"	1928 lb
P1) 60" - MH BASE T/n - 60"	7545 lb
1) CASTING - HOE 468 F/G	489 lb
1) 60" - Conseal CS-102 1.00"	0 lb
2) 48" - Conseal CS-102 1.00"	0 lb
1) 30" x 30" - Conseal CS-102 1.00"	0 lb
1) Hole - 44	0 lb
1) Hole - 38	0 lb
1) Hole - 6	0 lb
10) MH Step ML-10-TDS-NCR - 10"	0 lb
Structure Total:	15073 lb

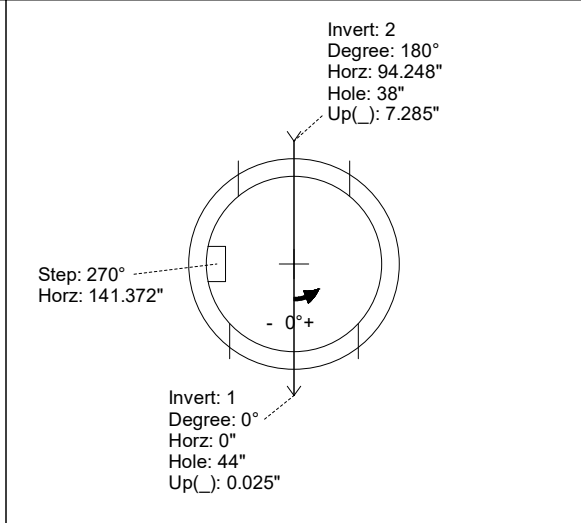
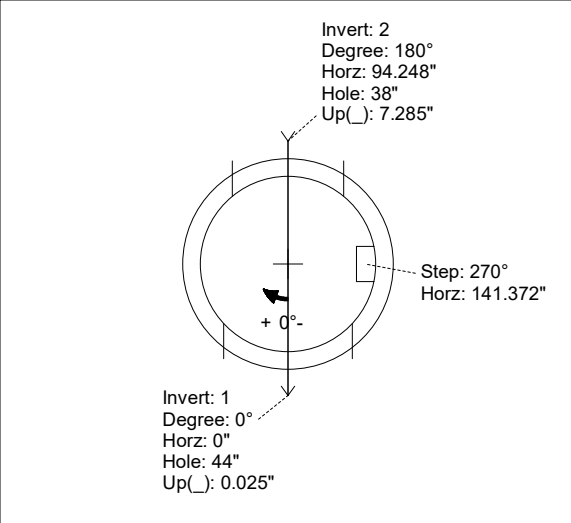
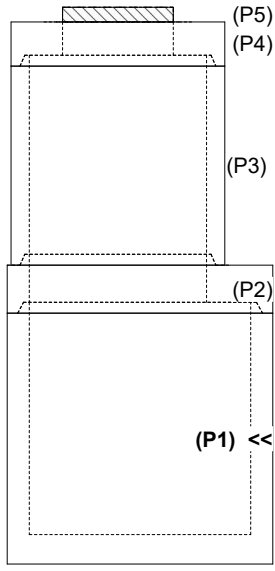
Structure Notes:
 1. PER ASTM C-478 SPECIFICATIONS
 2. CONCRETE: 4,000 PSI AT 28 DAYS
 3. REINFORCEMENT: PER ASTM A615
 4. NO STORM INVERT
 5. STEPS AT 270 DEGREES
 6. HOE 468 FRAME & GRATE SUPPLIED BY ICAST

Rim: 508.62' Rim to Invert: 11.7' Slack: 0.275" Sump: 2.875" Step Position: 270°

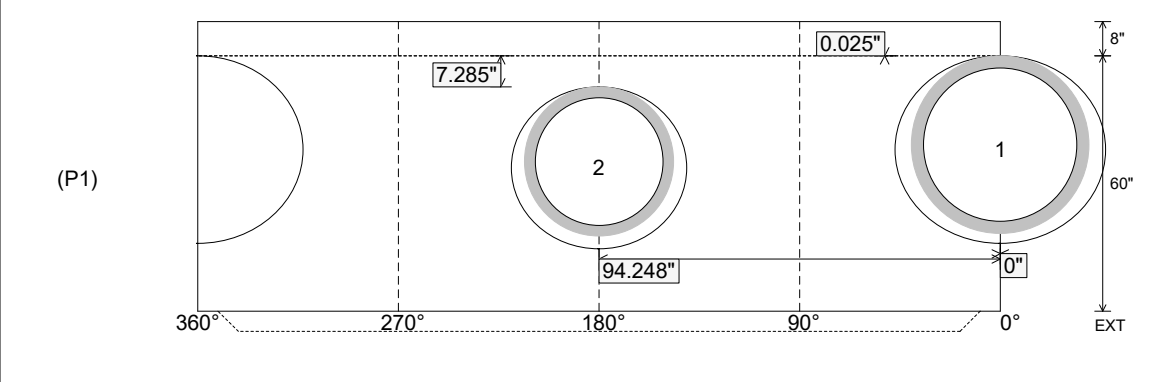
Position	Elev	Angle	Ext. (cw)	Pipe	Pipe OD	Connector	Hole	Horz Size	Up (⌋)	Offset
Invert 1	496.92'	0°	0"	36" HDPE	41.7"	Hole 44	44"	49.393"	0.025"	0"
Invert 2	497.5'	180°	113.097"	30" HDPE	35.1"	Hole 38	38"	41.151"	7.285"	0"
Invert 3										
Invert 4										
Invert 5										
Invert 6										
Invert 7										
Invert 8										

RIGHT-SIDE UP VIEW (int. dimensions)

UPSIDE-DOWN VIEW (int. dimensions)



INSIDE WALL DIMENSIONS



Coating (Int): Coating (Ext):	Seam Up: Tongue Seam Dn: n/a	Wall Thickness: 6" Floor Height: 8"	Height (Int): 60" Height (Ext): 68"	Weight (Net): 7545 lb Volume (Net): 1.93cu.yd
----------------------------------	---------------------------------	--	--	--