

Job Name: 25-0199 - Countryview Stormwater Imp. Ph. 3 Sec. 1
Job Location: Henderson, KY 42420
Contractor: Koberstein Contracting, Inc.

PC: E. Bradley
 TECH: K. Cardwell
 Plant: Beaver Dam, KY



Structure ID: **301A**
 Spec: Storm
 Type: BX 8inW, 8inF
 Size: 24" x 24"

Rim: 378.65'
 Invert: 375.65'
 Rim to Invert: 3'

Sump: 0"
 Floor (Top): 375.65'
 Floor Height: 8"

Floor (Bot): 374.983'
 Overall Height: 3.5'
 Slack: 2"

Structure Notes:

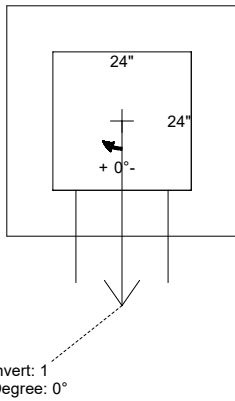
1. PER ASTM C-913 SPECS
2. CONCRETE: 4,000 PSI AT 28 DAYS
3. REINFORCEMENT: #5 BAR @ 12" C.C. E.W. (GRADE 60)
4. 4" CASTING SUPPLIED BY OTHERS

STRUCTURE SUMMARY:


- P2) 24" x 24" - CASTING HEIGHT - 4"
 P1) 24" x 24" - BOX BASE 8inW, 8inF F/n - 30"
 1) 24" x 24" - Conseal CS-102 1.00"
 1) Hole - 16

0 lb
 3517 lb
 0 lb
 0 lb

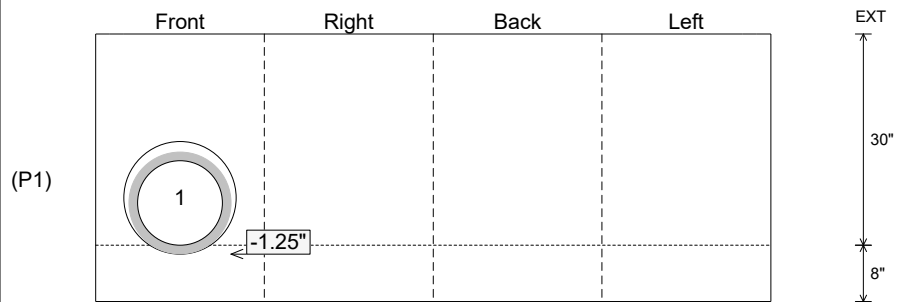
Structure Total: 3517 lb



| Position | Elev | Angle | Pipe | Pipe OD | Hole | Connector | Up () | Ref |
|----------|---------|-------|--------------|---------|------|-----------|--------|-----|
| Rim | 378.65' | | | | | | | |
| Reducer | | | | | | | | |
| Invert 1 | 375.65' | 0° | 12" ADS N-12 | 14.5" | 16" | Hole 16 | -1.25" | P1 |
| Invert 2 | | | | | | | | |
| Invert 3 | | | | | | | | |
| Invert 4 | | | | | | | | |
| Invert 5 | | | | | | | | |
| Invert 6 | | | | | | | | |
| Invert 7 | | | | | | | | |
| Invert 8 | | | | | | | | |



Cast (Int. Dim.) - Interior Dimensions



Submittal Drawing
 10/20/2025 12:20:51 PM

SUBMITTAL
 APPROVED BY: