

Job Name: 25-0199 - Countryview Stormwater Imp. Ph. 3 Sec. 1
 Job Location: Henderson, KY 42420
 Contractor: Koberstein Contracting, Inc.

Plant: Beaver Dam, KY
 10/20/2025 12:26:55 PM

Tech: K. Cardwell
 PC: E. Bradley



Structure ID: 115

P1 MH060BA60

MH BASE T/n

- P4) 24" - CASTING HEIGHT - 7"
- P3) 24" - GRADE RING F/F - 3"
- P2) 60" - MH FLAT TOP w/24" Ctr. Hole F/G - 13"
- P1) 60" - MH BASE T/n - 60"
- 1) 60" - Conseal CS-102 1.00"
- 2) Hole - 38
- 1) Hole - 24

0 lb
 202 lb
 2674 lb
 7544 lb
 0 lb
 0 lb
 0 lb

 10420 lb

Structure Notes:
 STATION: 10+71 LN A
 1. PER ASTM C-478 SPECS
 2. CONCRETE: 4,000 PSI AT 28 DAYS
 3. REINFORCEMENT: PER ASTM A615
 4. NO STEPS
 5. 7" CASTING SUPPLIED BY OTHERS

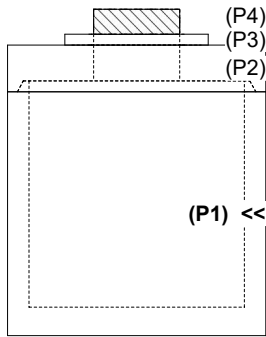
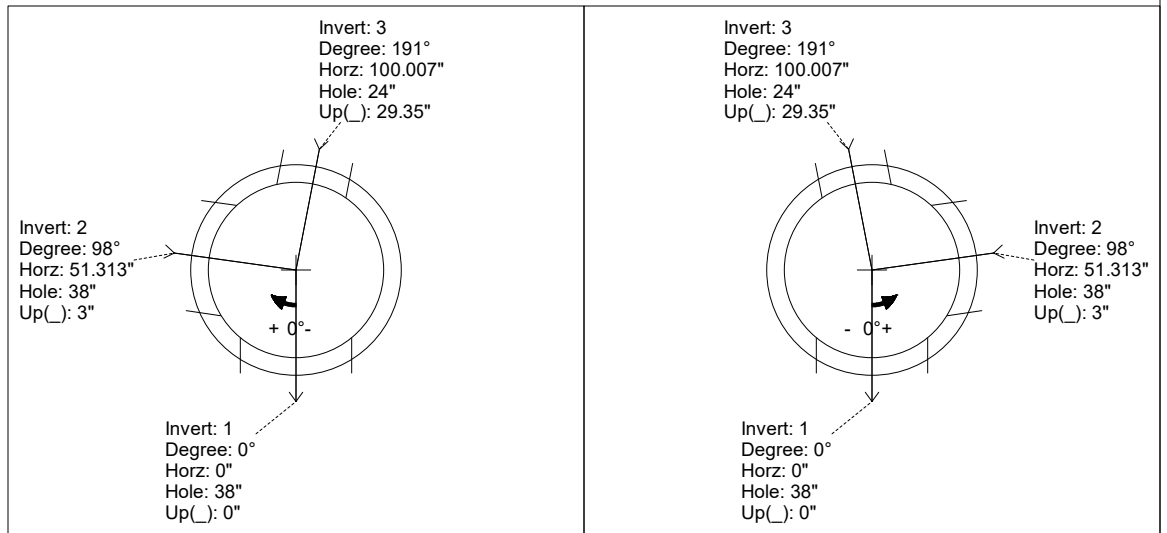
Structure Total: 10420 lb

Rim: 377.5' Rim to Invert: 6.88' Slack: 2.11" Sump: 2.55" Step Position:

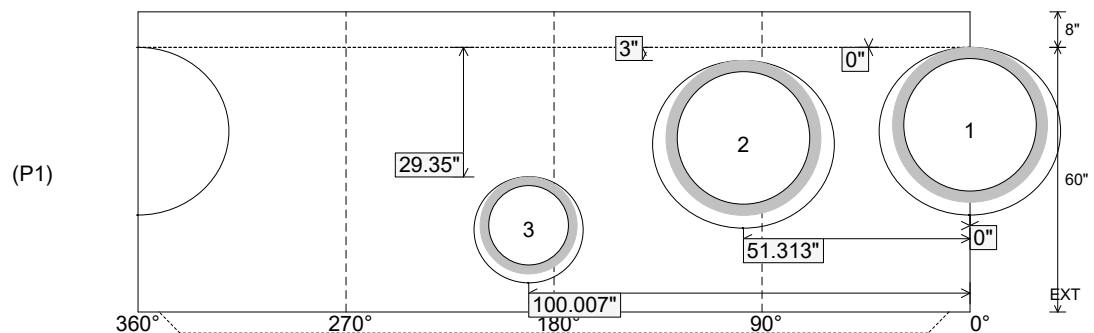
Position	Elev	Angle	Ext. (cw)	Pipe	Pipe OD	Connector	Hole	Horz Size	Up ()	Offset
Invert 1	370.62'	0°	0"	30" ADS N-12	35.1"	Hole 38	38"	41.151"	0"	0"
Invert 2	370.87'	98°	61.575"	30" ADS N-12	35.1"	Hole 38	38"	41.151"	3"	0"
Invert 3	373.02'	191°	120.009"	18" ADS N-12	22"	Hole 24	24"	24.691"	29.35"	0"
Invert 4										
Invert 5										
Invert 6										
Invert 7										
Invert 8										

RIGHT-SIDE UP VIEW (int. dimensions)

UPSIDE-DOWN VIEW (int. dimensions)



INSIDE WALL DIMENSIONS



Coating (Int):
 Coating (Ext):

Seam Up: Tongue
 Seam Dn: n/a

Wall Thickness: 6"
 Floor Height: 8"

Height (Int): 60"
 Height (Ext): 68"

Weight (Net): 7544 lb
 Volume (Net): 1.93cu.yd