

Job Name: 25-0199 - Countryview Stormwater Imp. Ph. 3 Sec. 1
Job Location: Henderson, KY 42420
Contractor: Koberstein Contracting, Inc.

PC: E. Bradley
 TECH: K. Cardwell
 Plant: Beaver Dam, KY



Structure ID: 113
 Spec: Storm
 Type: STM.MH
 Size: 60"

Rim: 377.25'
 Invert: 370.05'
 Rim to Invert: 7.2'

Sump: 2.55"
 Floor (Top): 369.838'
 Floor Height: 8"

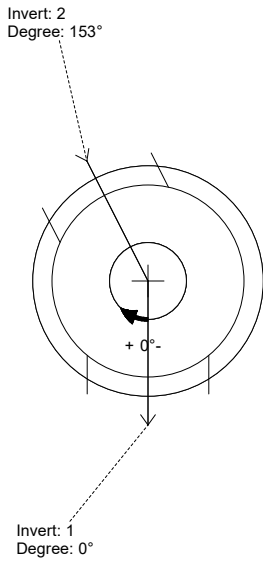
Floor (Bot): 369.171'
 Overall Height: 7.917'
 Slack: 1.95"

Structure Notes:
 STATION: 8+89 LN A
 1. PER ASTM C-478 SPECS
 2. CONCRETE: 4,000 PSI AT 28 DAYS
 3. REINFORCEMENT:
 - FLAT LID: #5 BAR @ 6" C.C. E.W. (GRADE 60)
 - BASE: PER ASTM A615
 4. NO STEPS
 5. 7" CASTING SUPPLIED BY OTHERS

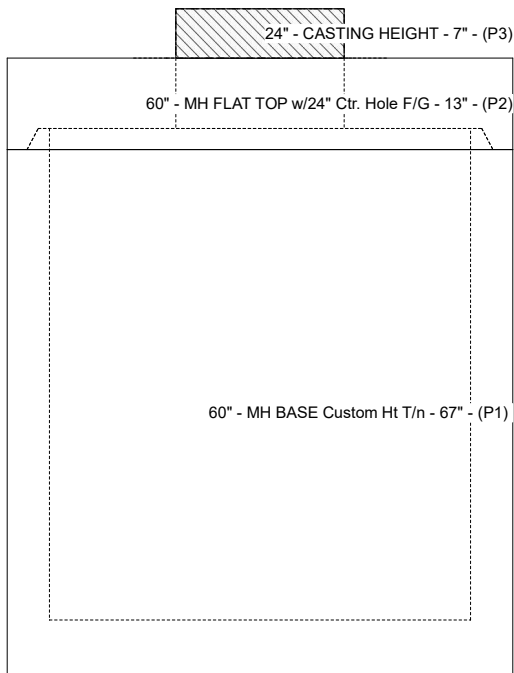
STRUCTURE SUMMARY:

P3) 24" - CASTING HEIGHT - 7" 0 lb
 P2) 60" - MH FLAT TOP w/24" Ctr. Hole F/G - 13" 2674 lb
 P1) 60" - MH BASE Custom Ht T/n - 67" 8508 lb
 1) 60" - Conseal CS-102 1.00" 0 lb
 2) Hole - 38 0 lb

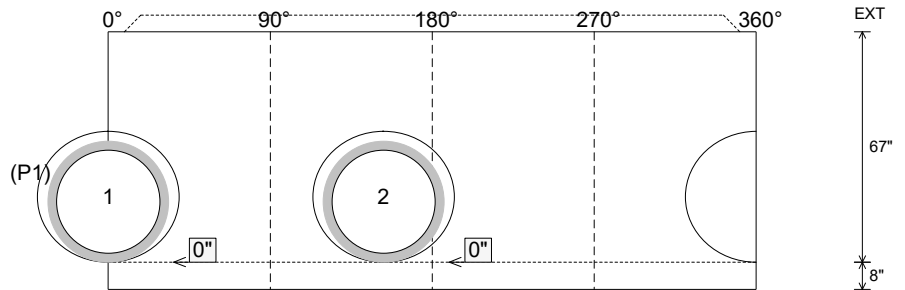
Structure Total: 11182 lb



Position	Elev	Angle	Pipe	Pipe OD	Hole	Connector	Up ()	Ref
Rim	377.25'							
Reducer								
Invert 1	370.05'	0°	30" ADS N-12	35.1"	38"	Hole 38	0"	P1
Invert 2	370.05'	153°	30" ADS N-12	35.1"	38"	Hole 38	0"	P1
Invert 3								
Invert 4								
Invert 5								
Invert 6								
Invert 7								
Invert 8								



Cast (Int. Dim.) - Interior Dimensions



Submittal Drawing
 10/20/2025 12:20:46 PM

SUBMITTAL
 APPROVED BY: