

Job Name: 25-0199 - Countryview Stormwater Imp. Ph. 3 Sec. 1
 Job Location: Henderson, KY 42420
 Contractor: Koberstein Contracting, Inc.

Plant: Beaver Dam, KY

Tech: K. Cardwell

10/20/2025 12:26:51 PM

PC: E. Bradley



Structure ID: 109C

P1 BX2424-08BA30

BOX BASE 8inW, 8inF F/n

P2) 24" x 24" - CASTING HEIGHT - 4"
 P1) 24" x 24" - BOX BASE 8inW, 8inF F/n - 30"
 1) 24" x 24" - Conseal CS-102 1.00"
 1) Hole - 16

0 lb
 3517 lb
 0 lb
 0 lb

 Structure Total: 3517 lb


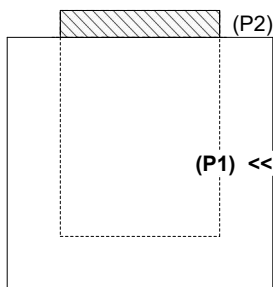
Structure Notes:
 STATION: 5+86 LN A SD-1
 1. PER ASTM C-913 SPECS
 2. CONCRETE: 4,000 PSI AT 28 DAYS
 3. REINFORCEMENT: #5 BAR @ 12" C.C. E.W. (GRADE 60) - 2" MIN. REBAR CLEARANCE (TYP)
 4. 4" CASTING SUPPLIED BY OTHERS

Rim: 377.8' Rim to Invert: 3' Slack: 2" Sump: 0" Step Position:

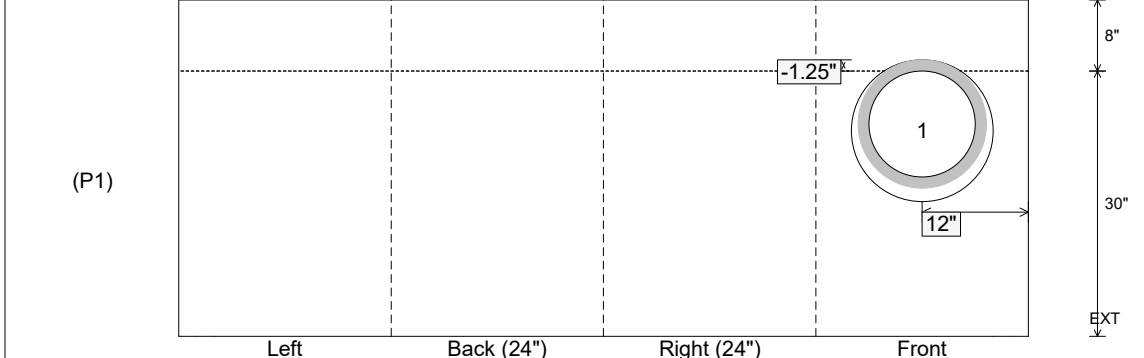
| Position | Elev | Angle | Ext. (cw) | Pipe | Pipe OD | Connector | Hole | Horz Size | Up () | Offset |
|----------|--------|-------|-----------|--------------|---------|-----------|------|-----------|--------|--------|
| Invert 1 | 374.8' | 0° | 20" | 12" ADS N-12 | 14.5" | Hole 16 | 16" | 16" | -1.25" | 0" |
| Invert 2 | | | | | | | | | | |
| Invert 3 | | | | | | | | | | |
| Invert 4 | | | | | | | | | | |
| Invert 5 | | | | | | | | | | |
| Invert 6 | | | | | | | | | | |
| Invert 7 | | | | | | | | | | |
| Invert 8 | | | | | | | | | | |

RIGHT-SIDE UP VIEW (int. dimensions)

UPSIDE-DOWN VIEW (int. dimensions)



INSIDE WALL DIMENSIONS



Coating (Int):
 Coating (Ext):

Seam Up: Flat
 Seam Dn: n/a

Wall Thickness: 8"
 Floor Height: 8"

Height (Int): 30"
 Height (Ext): 38"

Weight (Net): 3517 lb
 Volume (Net): 0.9cu.yd