

Job Name: 25-0199 - Countryview Stormwater Imp. Ph. 3 Sec. 1
 Job Location: Henderson, KY 42420
 Contractor: Koberstein Contracting, Inc.

Plant: Beaver Dam, KY
 10/20/2025 12:27:24 PM

Tech: K. Cardwell
 PC: E. Bradley



Structure ID: 109

P2 MH060RSVF

MH RISER Custom Ht F/G

- P4) 24" - CASTING HEIGHT - 7"
- P3) 60" - MH FLAT TOP w/24" Ctr. Hole F/F - 8"
- P2) 60" - MH RISER Custom Ht F/G - 40"
- P1) 60" - MH BASE T/n - 48"
- 2) 60" - Conseal CS-102 1.00"
- 2) Hole - 38
- 1) Hole - 16

0 lb
 2429 lb
 4073 lb
 6524 lb
 0 lb
 0 lb
 0 lb

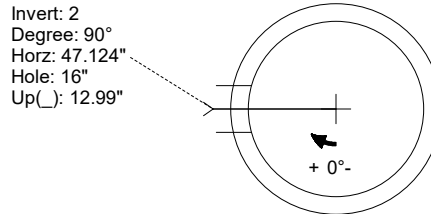
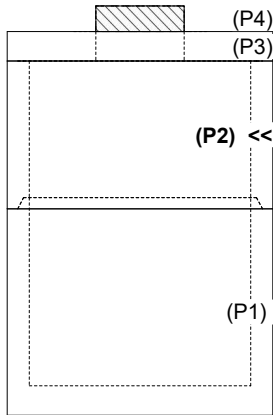
 0 lb
 Structure Total: 13027 lb

Structure Notes:
 STATION: 5+94 LN A
 1. PER ASTM C-478 SPECS
 2. CONCRETE: 4,000 PSI AT 28 DAYS
 3. REINFORCEMENT: PER ASTM A615
 4. NO STEPS
 5. 7" CASTING SUPPLIED BY OTHERS

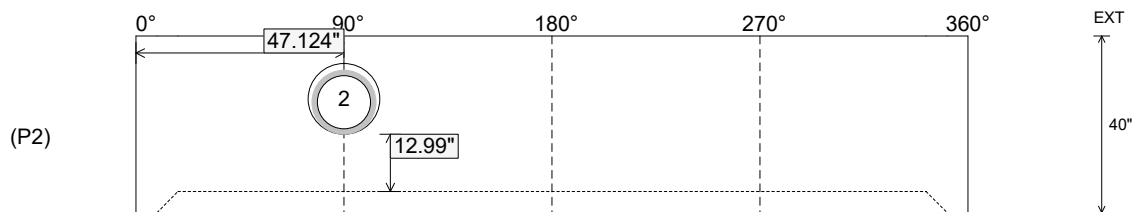
Rim: 377.67' Rim to Invert: 8.56' Slack: 2.27" Sump: 2.55" Step Position:

Position	Elev	Angle	Ext. (cw)	Pipe	Pipe OD	Connector	Hole	Horz Size	Up ()	Offset
Invert 1										
Invert 2	374.48'	90°	56.549"	12" ADS N-12	14.5"	Hole 16	16"	16.196"	12.99"	0"
Invert 3										
Invert 4										
Invert 5										
Invert 6										
Invert 7										
Invert 8										

RIGHT-SIDE UP VIEW (int. dimensions)



INSIDE WALL DIMENSIONS



Coating (Int):
 Coating (Ext):

Seam Up: Flat
 Seam Dn: Groove

Wall Thickness: 6"
 Floor Height: 0"

Height (Int): 40"
 Height (Ext): 40"

Weight (Net): 4073 lb
 Volume (Net): 1.04cu.yd