

Job Name: 25-0199 - Countryview Stormwater Imp. Ph. 3 Sec. 1  
 Job Location: Henderson, KY 42420  
 Contractor: Koberstein Contracting, Inc.

Plant: Beaver Dam, KY

Tech: K. Cardwell

10/20/2025 12:27:25 PM

PC: E. Bradley



**Structure ID: 107**

**P2 MH060RSVF**

**MH RISER Custom Ht F/G**

- P4) 24" - CASTING HEIGHT - 7"
- P3) 60" - MH FLAT TOP w/24" Ctr. Hole F/F - 8"
- P2) 60" - MH RISER Custom Ht F/G - 43"
- P1) 60" - MH BASE T/n - 54"
- 2) 60" - Conseal CS-102 1.00"
- 2) Hole - 38
- 1) Hole - 16

0 lb  
 2429 lb  
 4387 lb  
 7151 lb  
 0 lb  
 0 lb  
 0 lb  
 -----  
 13967 lb

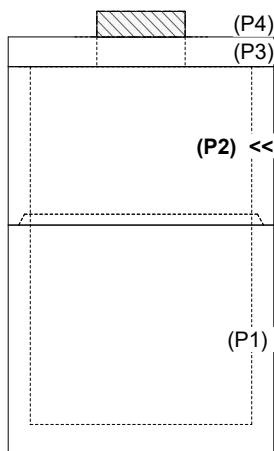
Structure Total:

- Structure Notes:  
 STATION: 4+48 LN A
1. PER ASTM C-478 SPECS
  2. CONCRETE: 4,000 PSI AT 28 DAYS
  3. REINFORCEMENT: PER ASTM A615
  4. NO STEPS
  5. 7" CASTING SUPPLIED BY OTHERS

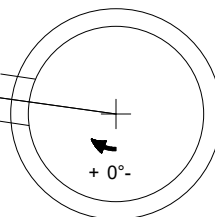
Rim: 377.93'    Rim to Invert: 9.3'    Slack: 2.15"    Sump: 2.55"    Step Position:

Position	Elev	Angle	Ext. (cw)	Pipe	Pipe OD	Connector	Hole	Horz Size	Up ( )	Offset
Invert 1										
Invert 2	374.61'	98°	61.575"	12" ADS N-12	14.5"	Hole 16	16"	16.196"	14.31"	0"
Invert 3										
Invert 4										
Invert 5										
Invert 6										
Invert 7										
Invert 8										

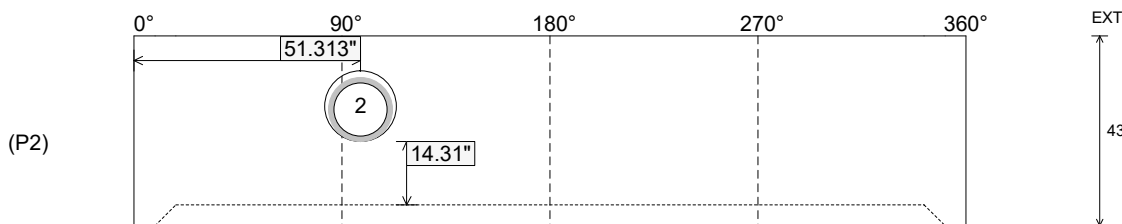
**RIGHT-SIDE UP VIEW (int. dimensions)**



Invert: 2  
 Degree: 98°  
 Horz: 51.313"  
 Hole: 16"  
 Up( ): 14.31"



**INSIDE WALL DIMENSIONS**



Coating (Int):  
 Coating (Ext):

Seam Up: Flat  
 Seam Dn: Groove

Wall Thickness: 6"  
 Floor Height: 0"

Height (Int): 43"  
 Height (Ext): 43"

Weight (Net): 4387 lb  
 Volume (Net): 1.12cu.yd