

Job Name: 25-0199 - Countryview Stormwater Imp. Ph. 3 Sec. 1
Job Location: Henderson, KY 42420
Contractor: Koberstein Contracting, Inc.

PC: E. Bradley
 TECH: K. Cardwell
 Plant: Beaver Dam, KY



Structure ID: **106A**
 Spec: Storm
 Type: BX 8inW, 8inF
 Size: 24" x 24"

Rim: 377.3'
 Invert: 374.1'
 Rim to Invert: 3.2'

Sump: 0"
 Floor (Top): 374.1'
 Floor Height: 8"

Floor (Bot): 373.433'
 Overall Height: 3.667'
 Slack: 2.4"

Structure Notes:

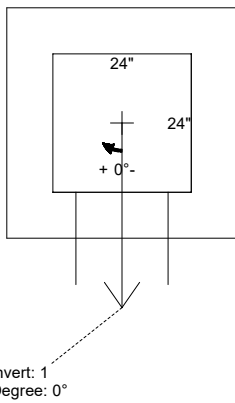
- STATION: 2+92 LN A SD-1
- 1. PER ASTM C-913 SPECS
- 2. CONCRETE: 4,000 PSI AT 28 DAYS
- 3. REINFORCEMENT: #5 BAR @ 12" C.C. E.W. (GRADE 60)
- 4. 4" CASTING SUPPLIED BY OTHERS

STRUCTURE SUMMARY:

P2) 24" x 24" - CASTING HEIGHT - 4"
 P1) 24" x 24" - BOX BASE 8inW, 8inF, Variable Ht F/n - 32"
 1) 24" x 24" - Conseal CS-102 1.00"
 1) Hole - 16

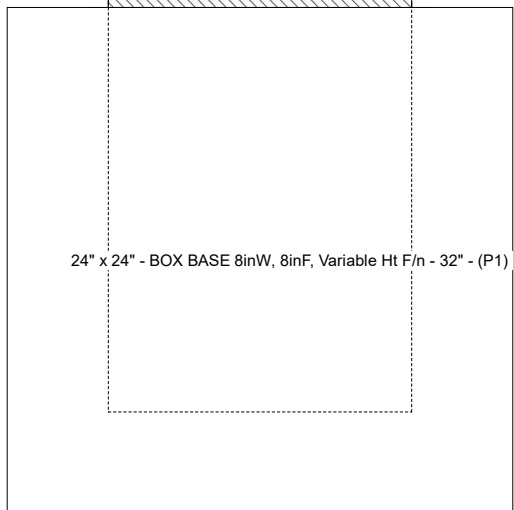
0 lb
 3689 lb
 0 lb
 0 lb

 Structure Total: 3689 lb

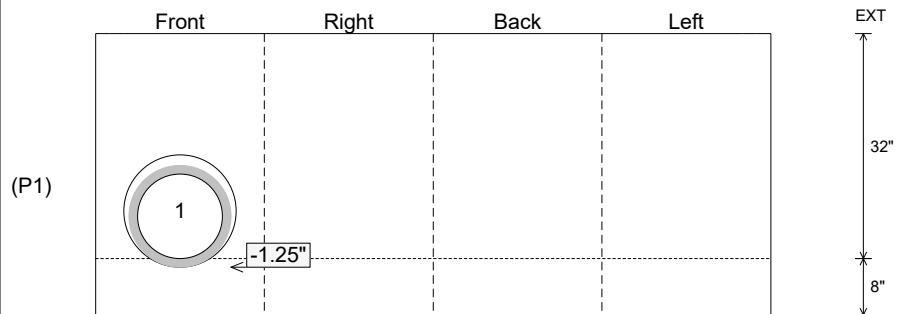


Position	Elev	Angle	Pipe	Pipe OD	Hole	Connector	Up ()	Ref
Rim	377.3'							
Reducer								
Invert 1	374.1'	0°	12" ADS N-12	14.5"	16"	Hole 16	-1.25"	P1
Invert 2								
Invert 3								
Invert 4								
Invert 5								
Invert 6								
Invert 7								
Invert 8								

24" x 24" - CASTING HEIGHT - 4" - (P2)



Cast (Int. Dim.) - Interior Dimensions



Submittal Drawing
 10/20/2025 12:20:33 PM

SUBMITTAL
 APPROVED BY: